




# OFFICIAL RESULTS BOOK





2010

**ENTRIES**

Football

WORLD

Champs

4/7 Agosto Italy

Ivrea & Strambino

AVIS

## MEN SENIOR

N°	NAME	BRT	NAT
1	Lars Kessler	1969	GER
2	Kai Immonen	1982	FIN
3	Richard Jisl	1967	CZE
5	André Visscher	1973	NED
6	Joachim Sternal	1971	GER
7	Igor Ricci	1973	ITA
8	Matteo Luzzana	1968	ITA
9	Jan Vlášek	1982	CZE
10	Jasper Stringa	1984	NED
11	Dani Niederberger	1975	SUI
12	Mathijs Gerrits	1984	NED
13	Dietmar Funke	1966	GER
14	René Koning	1984	NED
15	Peter-Jan Rozing	1978	NED
16	Martin Kadlec jun.	1981	CZE
17	Roberto Cullaz	1966	ITA
18	Roberto Deamicis	1971	ITA
19	Stephan Bouman	1991	NED
20	Jaromír Odvárka	1982	CZE
21	Ben Beachell	1969	UK
22	Mauro Binfà	1967	ITA
23	Rik van der Molen	1972	NED
24	Klaus Küppenbender	1968	GER
25	Markku Levänen	1971	FIN
26	Gerben Koridon	1973	NED
27	Piero Panetto	1981	ITA
28	Miroslav Ilovičný	1967	SLK
29	Simone Bonino	1972	ITA
30	Václav Puš	1982	CZE
31	Luca Iorio	1981	ITA
32	Jaroslav Tlapa	1981	CZE

N°	NAME	BRT	NAT
33	Eric van der Meide	1975	NED
34	Erwin Borremans	1976	BEL
35	Luigi Iapichino	1981	ITA
36	Jaroslav Jisl	1973	CZE
37	Paolo Quaranti	1979	ITA
38	Massimiliano Tagliati	1966	ITA
39	Beppe Mondino	1969	ITA
40	Mario Gargano	1973	ITA
41	Rostislav Točík	1967	CZE
42	Alessandro Seimandi	1986	ITA
43	Sébastien Confiant	1969	FRA
44	Claudio Defilippi	1968	ITA
45	Jens Seemann	1966	GER
46	Marco Cocchi	1974	ITA
47	Christophe Quiniou	1972	FRA
48	Jan Boons	1976	BEL
49	Volker Brink	1980	GER
50	Mathew Greensides	1977	USA
51	Sami Kuisma	1975	FIN
52	Marco Lissolo	1971	ITA
53	Patrick Oberto	1983	ITA
54	Claudio Tomasi Cont	1970	ITA
55	Arnold Tuinman	1982	NED
96	Raffaele Alberti	1991	ITA
97	Daniele Meneghetti	1991	ITA
139	Petr Hub	1971	CZE
140	Valerio Dedato	1974	ITA
141	Joffrey Jeannin	1971	FRA
142	Miloslav Barta	1969	CZE
143	Lino Anselmo	1967	ITA

## MEN VETERAN

N°	NAME	BRT	NAT
56	Hannu Vierikko	1964	FIN
57	Marco Cecchetti	1964	ITA
58	Mario Reijne	1960	NED
59	Elidio Viglio	1954	ITA
60	Brian Veltman	1962	NED
61	Dalibor Cisár	1961	SLK
62	Ralf Exeler	1960	GER
63	Thomas Poick	1964	GER
64	Hans-Christian Günther	1961	GER
65	Luc Teilles	1962	FRA
66	Karel Dvořák	1959	CZE
67	Miroslav Balatka	1959	CZE
68	Matti Pesälä	1959	FIN
69	Benedikt Prochazka	1957	SLK
70	Harry Hutten	1957	NED

N°	NAME	BRT	NAT
71	Thierry Gabarrou	1964	FRA
72	Jean-Christophe Borg	1962	FRA
73	Philippe Jacquot	1962	FRA
74	Udo Ebert	1956	GER
76	Roberto Meotto	1956	ITA
77	Bruce Cook	1961	AUS
78	Martin Iversen	1956	DAN
79	Jeff Oakie	1964	USA
80	Agostino Cecchetti	1939	ITA
81	Andrea Altieri	1965	ITA
82	Jean-François Baudet	1964	FRA
83	Davide Bioletto	1961	ITA
84	Alan Stewart	1959	AUS
85	Bruno Tomasi Cont	1963	ITA
98	Wolfgang Seibel	1962	GER

## MEN JUNIOR

N°	NAME	BRT	NAT
86	Christian Iversen	1993	DAN
87	Jaroslav Točík	1993	CZE

N°	NAME	BRT	NAT
88	Einari Vierikko	1994	FIN

## MEN CADET

N°	NAME	BRT	NAT
89	Giacomo Bona	1996	ITA
90	Ali Hassan	1997	AUS
91	Marek Kadlec	1995	CZE
92	Florian Küppenbender	1996	GER

N°	NAME	BRT	NAT
93	Jean-Charles Quiniou	1997	FRA
94	Jannes van der Heiden	1995	NED
95	Michele Rigoni	1996	ITA

## WOMEN SENIOR

N°	NAME	BRT	NAT
100	Elisa Viglio	1985	ITA
101	Martina Smitková	1983	CZE
102	Rosanne Reijne	1991	NED
103	Hermien Koers	1985	NED
104	Wenda Zuiddam	1986	NED
105	Patricie Kadlecová	1988	CZE
106	Betty Sarabia	1967	ECU
107	Zdeňka Tlapová	1984	CZE
108	Silvia Givogre	1983	ITA
109	Janine Knol	1981	NED
110	Miia Juntunen	1975	FIN

N°	NAME	BRT	NAT
111	Carol Exbrayat	1967	FRA
112	Michaela Balatková	1985	CZE
113	Silvie Jislová	1970	CZE
114	Marjo Borremans	1977	FIN
115	Juliane Exeler	1986	GER
116	Kerrie Lathopolous	1978	AUS
117	Stefania Masuello	1986	ITA
118	Sharon Simmons	1968	AUS
119	Pavčina Soukupová	1986	CZE
120	Debbie Stewart	1970	AUS

## WOMEN VETERAN

N°	NAME	BRT	NAT
121	Ivana Dvořáková	1962	CZE
122	Alicja Stojanik	1951	ITA
123	Heike Funke	1965	GER
124	Anna Cisárová	1961	SLK

N°	NAME	BRT	NAT
125	Lyn Armstrong	1958	AUS
126	Dagmar Kadlecová	1965	CZE
136	Mariarosa Slongo	1960	ITA
137	Charlotte de Mol	1965	NED

## WOMEN JUNIOR


N°	NAME	BRT	NAT
127	Lisanne Buyk	1993	NED
128	Nohroa Hutten	1993	NED

N°	NAME	BRT	NAT
129	Jessika Jislová	1994	CZE
130	Maxime Reijne	1994	NED

## WOMEN CADET

N°	NAME	BRT	NAT
131	Manon Borg	1996	FRA
132	Erika Jislová	1995	CZE
133	Alice Klooster	1995	NED

N°	NAME	BRT	NAT
134	Melissa Kwint	1995	NED
135	Anne Nap	1996	NED



2010

**Footbike**

**SPRINT**

**WORLD**

**Champs**

4/7 Agosto Italy

Ivrea & Strambino

**AVIS**

# MEN SENIOR

POS	N°	NAME	NAT	QUAL	HEAT	1 / 4	1 / 2	FINAL B	FINAL A
1	2	Kai Immonen	FIN	45"00		44"92	44"29		43"76
2	9	Jan Vlášek	CZE	44"52		46"19	44"61		43"77
3	20	Jaromír Odvárka	CZE	45"14		46"31	44"74		43"77
4	10	Jasper Stringa	NED	45"30		45"81	44"46		44"26
5	34	Erwin Borremans	BEL	45"94		46"40	44"93	45"16	
6	30	Václav Puš	CZE	46"82		46"77	46"66	46"37	
7	25	Markku Levänen	FIN	46"58		46"55	46"36	46"72	
8	3	Richard Jisl	CZE	46"72		45"95	46"86	47"33	
9	51	Sami Kuisma	FIN	47"65	46"33	47"13 (3)			
10	16	Martin Kadlec jr	CZE	47"81	48"44	47"63 (3)			
11	19	Stephan Bouman	NED	49"28	46"90	47"20 (3)			
12	7	Igor Ricci	ITA	49"42	47"29	46"83 (3)			
13	35	Luigi Iapichino	ITA	46"85	47"21	47"22 (4)			
14	32	Jaroslav Tlapa	CZE	47"79	47"16	47"78 (4)			
15	50	Mathew Greensides	USA	48"07	47"74	48"02 (4)			
16	5	André Visscher	NED	48"78	48"13	52"35 (4)			
17	29	Simone Bonino	ITA	48"45	48"42 (3)				
18	40	Mario Gargano	ITA	48"48	48"35 (3)				
19	1	Lars Kessler	GER	48"88	47"51 (3)				
20	27	Piero Panetto	ITA	49"23	48"48 (3)				
21	15	Pieter-Jan Rozing	NED	48"37	48"48 (4)				
22	53	Patrick Oberto	ITA	48"74	49"42 (4)				
23	14	René Koning	NED	49"22	49"48 (4)				
24	18	Roberto Deamicis	ITA	49"29	49"85 (4)				
25	44	Claudio Defilippi	ITA	49"46					
26	8	Matteo Luzzana	ITA	48"91					
27	13	Dietmar Funke	GER	50"08					
28	36	Jaroslav Jisl	CZE	50"33					
29	46	Marco Cocchi	ITA	50"63					
30	55	Arnold Tuinman	NED	50"66					
31	22	Mauro Binfà	ITA	50"99					
32	28	Miroslav Ilovicný	SLK	51"34					
33	42	Alessandro Seimandi	ITA	51"59					
34	24	Klaus Küppenbender	GER	51"67					
35	47	Christophe Quiniou	FRA	52"17					
36	41	Rostislav Tocík	CZE	52"41					
37	43	Sébastien Confiant	FRA	53"31					
38	23	Rik van der Molen	NED	53"64					
39	17	Roberto Cullaz	ITA	54"90					
40	139	Petr Hub	CZE	56"37					
41	26	Gerben Koridon	NED	58"03					
42	33	Eric van der Meide	NED	58"10					
43	48	Jan Boons	BEL	58"41					
44	140	Valerio Dedato	ITA	1'00"65					
45	142	Miloslav Barta	CZE	1'02"14					
46	141	Joffrey Jeannin	FRA	1'03"67					

# MEN SENIOR

## QUALIFICATION

1	Jan Vlášek	44"52
2	Kai Immonen	45"00
3	Jaromir Odvárka	45"14
4	Jasper Stringa	45"30
5	Erwin Borremans	45"94
6	Markku Levänen	46"58
7	Richard Jisl	46"72
8	Václav Puš	46"82
9	Luigi Iapichino	46"85
10	Sami Kuisma	47"65
11	Jaroslav Tlapa	47"79
12	Martin Kadlec jr	47"81
13	Mathew Greensides	48"07
14	Pieter-Jan Rozing	48"37
15	Simone Bonino	48"45
16	Mario Gargano	48"48
17	Patrick Oberto	48"74
18	André Visscher	48"78
19	Lars Kessler	48"88
20	René Koning	49"22
21	Piero Panetto	49"23
22	Stephan Bouman	49"28
23	Roberto Deamicis	49"29
24	Igor Ricci	49"42
25	Claudio Defilippi	49"46
26	Matteo Luzzana	48"91
27	Dietmar Funke	50"08
28	Jaroslav Jisl	50"33
29	Marco Cocchi	50"66
30	Arnold Tuinman	50"99
31	Mauro Biniĝ	51"34
32	Miroslav Ilovicny	51"59
33	Alessandro Seimandi	51"67
34	Klaus Kuppenbender	52"17
35	Christophe Quiniou	52"41
36	Rostislav Tocik	53"31
37	Sébastien Confiant	53"64
38	Rik van der Molen	54"90
39	Roberto Cullaz	56"37
40	Petr Hub	58"03
41	Gerben Koridon	58"10
42	Eric van der Meide	58"41
43	Jan Boons	1'00"65
44	Valerio Dedato	1'02"14
45	Miloslav Barta	1'03"67
46	Joffrey Jeannin	

## HEAT A

9	Luigi Iapichino	47"21
16	Mario Gargano	48"35
17	Patrick Oberto	49"42
24	Igor Ricci	47"29

## HEAT B

12	Martin Kadlec jr	48"44
13	Mathew Greensides	47"74
20	René Koning	49"48
21	Piero Panetto	48"48

## HEAT C

10	Sami Kuisma	46"33
15	Simone Bonino	48"42
18	André Visscher	48"13
23	Roberto Deamicis	49"85

## HEAT D

11	Jaroslav Tlapa	47"16
14	Pieter-Jan Rozing	48"48
19	Lars Kessler	47"51
22	Stephan Bouman	46"90

## 1/4 # 1

1	Jan Vlášek	46"19
8	Václav Puš	46"77
A1	Luigi Iapichino	47"22
A2	Igor Ricci	46"83

## 1/4 # 2

4	Jasper Stringa	45"81
5	Erwin Borremans	46"40
B1	Mathew Greensides	48"02
B2	Martin Kadlec jr	47"63

## 1/4 # 3

2	Kai Immonen	44"92
7	Richard Jisl	45"95
C1	Sami Kuisma	47"13
C2	André Visscher	52"35

## 1/4 # 4

3	Jaromir Odvárka	46"31
6	Markku Levänen	46"55
D1	Stephan Bouman	47"20
D2	Jaroslav Tlapa	47"78

## 1/2 # 1

1°	Jan Vlášek	44"61
2°	Václav Puš	46"66
1°	Jasper Stringa	44"46
2°	Erwin Borremans	44"93

## FINAL B

3°	Erwin Borremans	45"16
4°	Václav Puš	46"37
3°	Markku Levänen	46"72
4°	Richard Jisl	47"33

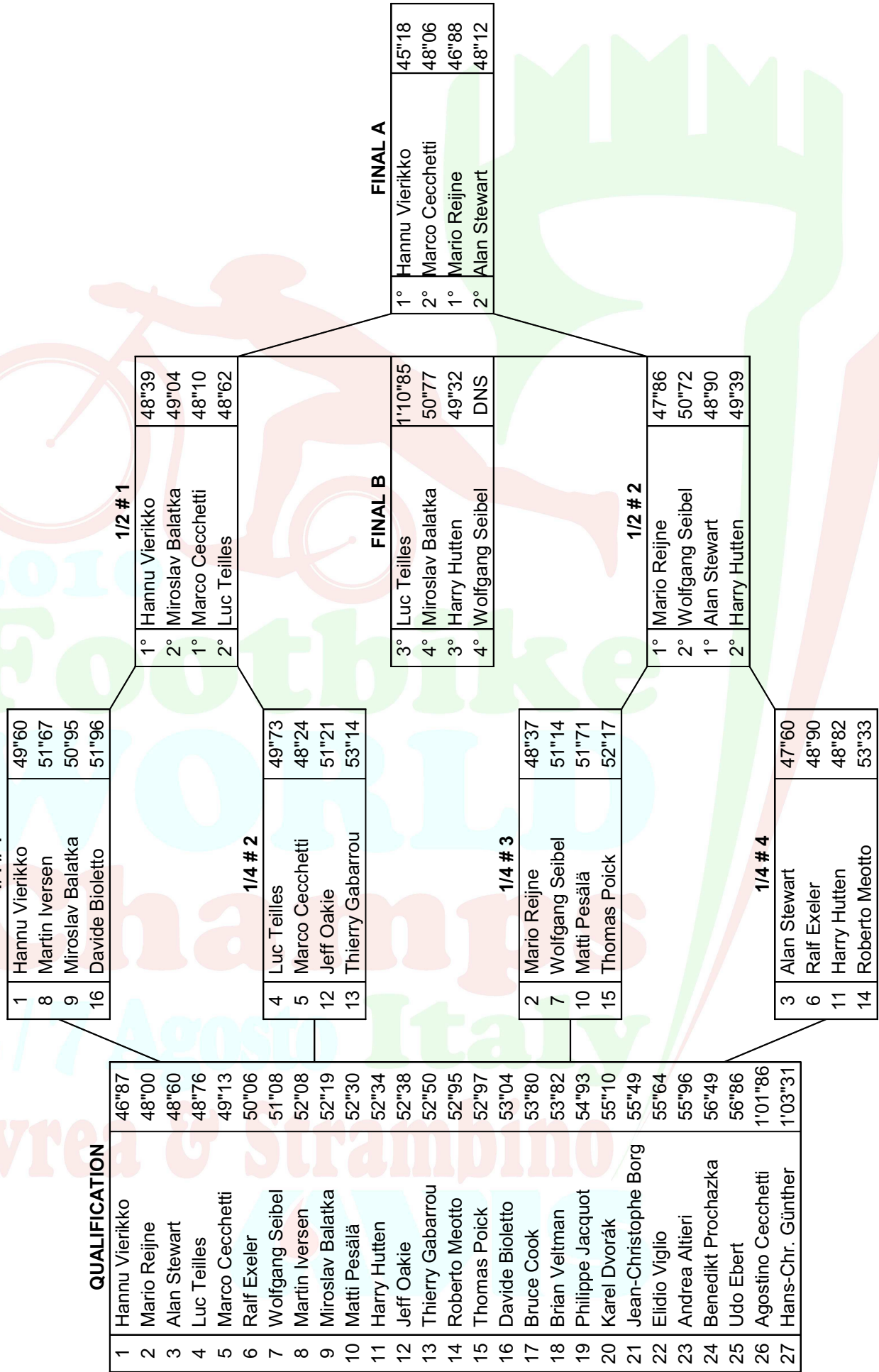
## 1/2 # 2

1°	Kai Immonen	44"29
2°	Richard Jisl	46"86
1°	Jaromir Odvárka	44"74
2°	Markku Levänen	46"36

## FINAL A

1°	Jasper Stringa	44"26
2°	Jan Vlášek	43"77
1°	Kai Immonen	43"76
2°	Jaromir Odvárka	43"77

# MEN VETERAN



## MEN JUNIOR

### QUALIFICATION

1	Christian Iversen	46"86
2	Jaroslav Tocík	50"91
3	Einari Vierikko	50"99

### FINAL

1	Christian Iversen	45"62
2	Jaroslav Tocík	48"61
3	Einari Vierikko	49"21

## MEN CADET

### QUALIFICATION

1	Marek Kadlec	47"28
2	Jannes v d Heiden	51"59
3	Giacomo Bona	52"34
4	Ali Hassan	54"79
5	Florian Küppenbender	56"54
6	Michele Rigoni	58"17
7	Jean-Charles Quiniou	1'01"97

### FINAL

1	Marek Kadlec	46"52
2	Jannes v d Heiden	DNS
3	Giacomo Bona	50"38
4	Ali Hassan	54"12

2010

Footbike

WORLD

Champs

4/7 Agosto Italy

Ivrea & Strambino

AVIS

## WOMEN SENIOR

### QUALIFICATION

1	Hermien Koers	48"32
2	Rosanne Reijne	48"04
3	Wenda Zuiddam	50"01
4	Martina Smitková	53"22
5	Silvie Jislová	53"93
6	Michaela Balatková	54"26
7	Sharon Simmons	54"93
8	Elisa Viglio	55"65
9	Kerrie Lathopolous	56"23
10	Carol Exbrayat	56"76
11	Zdenka Tlapová	56"88
12	Janine Knol	56"97
13	Patricie Kadlecová	57"70
14	Miia Juntunen	59"70
15	Stefania Masuello	59"75
16	Silvia Givogre	1'00"31
17	Debbie Stewart	1'03"15

### 1/2 # 1

1	Hermien Koers	49"31
4	Martina Smitková	53"30
5	Silvie Jislová	56"20
8	Elisa Viglio	56"40

### FINAL B

3°	Silvie Jislová	56"26
4°	Elisa Viglio	56"61
3°	Sharon Simmons	53"30
4°	Michaela Balatková	54"25

### 1/2 # 2

2	Rosanne Reijne	50"23
3	Wenda Zuiddam	50"27
6	Michaela Balatková	54"25
7	Sharon Simmons	53"30

### FINAL A

1°	Hermien Koers	47"27
2°	Martina Smitková	53"79
1°	Rosanne Reijne	48"56
2°	Wenda Zuiddam	49"14

## WOMEN VETERAN

### QUALIFICATION

1	Ivana Dvoráková	57"89
2	Charlotte de Mol	59"12
3	Alicja Stojanik	1'01"71
4	Lyn Armstrong	1'05"06
5	Mariarosa Slongo	1'09"30
6	Heike Funke	1'09"99

### FINAL

1	Ivana Dvoráková	55"42
2	Charlotte de Mol	57"33
3	Alicja Stojanik	1'00"55
4	Lyn Armstrong	1'04"27

## WOMEN JUNIOR

### QUALIFICATION

1	Maxime Reijne	50"43
2	Lisanne Buyk	53"44
3	Jessika Jislová	53"88
4	Nohroa Hutten	56"53

### FINAL

1	Maxime Reijne	49"93
2	Lisanne Buyk	53"52
3	Jessika Jislová	55"09
4	Nohroa Hutten	55"13


## WOMEN CADET

### QUALIFICATION

1	Alice Klooster	50"07
2	Erika Jislová	54"25
3	Anne Nap	57"87
4	Melissa Kwint	58"19
5	Manon Borg	59"75

### FINAL

1	Alice Klooster	49"63
2	Erika Jislová	53"27
3	Anne Nap	56"03
4	Melissa Kwint	56"45



2010

**CRITERIUM**

Footbike

WORLD

Champs

4/7 Agosto Italy

Ivrea & Strambino

AVIS

# MEN SENIOR

POS	N°	NAME	NAT	TIME	DIFF	GAP	AVG
1	2	Kai Immonen	FIN	30:05.257			29,91
2	20	Jaromír Odvárka	CZE	30:18.430	13.173	13.173	29,7
3	3	Richard Jisl	CZE	30:20.471	15.214	2.041	29,66
4	7	Igor Ricci	ITA	30:21.791	16.534	1.320	29,64
5	10	Jasper Stringa	NED	31:19.280	1:14.023	57.489	28,73
6	9	Jan Vlášek	CZE	31:23.710	1:18.453	4.430	28,67
7	32	Jaroslav Tlapa	CZE	31:24.303	1:19.046	0.593	28,66
8	11	Dani Niederberger	SUI	31:26.101	1:20.844	1.798	28,63
9	51	Sami Kuisma	FIN	31:26.262	1:21.005	0.161	28,63
10	14	René Koning	NED	31:26.540	1:21.283	0.278	28,62
11	6	Joachim Sternal	GER	31:38.321	1:33.064	11.781	28,45
12	25	Markku Levänen	FIN	31:44.700	1:39.443	6.379	28,35
13	19	Stephan Bouman	NED	31:54.168	1:48.911	9.468	28,21
14	1	Lars Kessler	GER	31:55.520	1:50.263	1.352	28,19
15	15	Pieter-Jan Rozing	NED	32:21.609	2:16.352	26.089	27,81
16	30	Václav Puš	CZE	32:25.723	2:20.466	4.114	27,75
17	50	Mathew Greensides	USA	32:32.840	2:27.583	7.117	27,65
18	22	Mauro Binfà	ITA	32:34.061	2:28.804	1.221	27,64
19	16	Martin Kadlec jun.	CZE	32:37.590	2:32.333	3.529	27,59
20	34	Erwin Borremans	BEL	32:48.226	2:42.969	10.636	27,44
21	40	Mario Gargano	ITA	33:00.337	2:55.080	12.111	27,27
22	35	Luigi Iapichino	ITA	33:14.778	3:09.521	14.441	27,07
23	36	Jaroslav Jisl	CZE	33:17.126	3:11.869	2.348	27,04
24	29	Simone Bonino	ITA	33:19.015	3:13.758	1.889	27,01
25	5	André Visscher	NED	33:38.704	3:33.447	19.689	26,75
26	17	Roberto Cullaz	ITA	33:39.931	3:34.674	1.227	26,73
27	44	Claudio Defilippi	ITA	34:00.952	3:55.695	21.021	26,46
28	21	Ben Beachell	UK	34:01.841	3:56.584	0.889	26,45
29	28	Miroslav Ilovicný	SLK	34:03.693	3:58.436	1.852	26,42
30	8	Matteo Luzzana	ITA	34:29.139	4:23.882	25.446	26,1
31	18	Roberto Deamicis	ITA	34:29.603	4:24.346	0.464	26,09
32	39	Beppe Mondino	ITA	34:48.132	4:42.875	18.529	25,86
33	27	Piero Panetto	ITA	35:11.460	5:06.203	23.328	25,58
34	13	Dietmar Funke	GER	35:35.250	5:29.993	23.790	25,29
35	31	Luca Iorio	ITA	35:35.878	5:30.621	0.628	25,28
36	53	Patrick Oberto	ITA	35:54.363	5:49.106	18.485	25,07
37	46	Marco Cocchi	ITA	36:13.724	6:08.467	19.361	24,84
38	143	Lino Anselmo	ITA	36:24.014	6:18.757	10.290	24,73
39	41	Rostislav Tocík	CZE	36:57.852	6:52.595	33.838	24,35
40	38	Massimiliano Tagliati	ITA	36:58.433	6:53.176	0.581	24,34
41	42	Alessandro Seimandi	ITA	37:00.033	6:54.776	1.600	24,32
42	43	Sébastien Confiant	FRA	37:40.893	7:35.636	40.860	23,88
43	49	Volker Brink	GER	37:43.588	7:38.331	2.695	23,86
44	55	Arnold Tuinman	NED	38:24.898	8:19.641	41.310	23,43
45	37	Paolo Quaranti	ITA	38:44.174	8:38.917	19.276	23,23
46	47	Christophe Quiniou	FRA	40:22.042	10:16.785	1:37.868	22,3
47	142	Miloslav Barta	CZE	40:36.941	10:31.684	14.899	22,16
48	24	Klaus Küppenbender	GER	41:25.303	11:20.046	48.362	21,73
49	140	Valerio Dedato	ITA	41:29.298	11:24.041	3.995	21,69
50	48	Jan Boons	BEL	43:25.447	13:20.190	1:56.149	20,73
51	139	Petr Hub	CZE	45:01.525	14:56.268	1:36.078	19,99
52	26	Gerben Koridon	NED	47:13.354	17:08.097	2:11.829	19,06
53	141	Joffrey Jeannin	FRA	48:30.897	18:25.640	1:17.543	18,55

## MEN VETERAN

POS	N°	NAME	NAT	TIME	DIFF	GAP	AVG
1	56	Hannu Vierikko	FIN	30:45.057			29,27
2	67	Miroslav Balatka	CZE	31:53.940	1:08.883	1:08.883	28,21
3	98	Wolfgang Seibel	GER	32:26.716	1:41.659	32.776	27,74
4	57	Marco Cecchetti	ITA	32:27.790	1:42.733	1.074	27,72
5	62	Ralf Exeler	GER	32:29.896	1:44.839	2.106	27,69
6	58	Mario Reijne	NED	33:35.358	2:50.301	1:05.462	26,79
7	65	Luc Teilles	FRA	33:47.852	3:02.795	12.494	26,63
8	70	Harry Hutten	NED	34:05.994	3:20.937	18.142	26,39
9	84	Alan Stewart	AUS	34:29.722	3:44.665	23.728	26,09
10	83	Davide Bioletto	ITA	35:36.777	4:51.720	1:07.055	25,27
11	69	Benedikt Prochazka	SLK	35:52.939	5:07.882	16.162	25,08
12	77	Bruce Cook	AUS	36:05.128	5:20.071	12.189	24,94
13	68	Matti Pesälä	FIN	36:08.803	5:23.746	3.675	24,9
14	60	Brian Veltman	NED	36:14.119	5:29.062	5.316	24,84
15	63	Thomas Poick	GER	36:31.934	5:46.877	17.815	24,64
16	74	Udo Ebert	GER	37:22.232	6:37.175	50.298	24,08
17	78	Martin Iversen	DEN	37:23.583	6:38.526	1.351	24,07
18	81	Andrea Altieri	ITA	38:12.327	7:27.270	48.744	23,56
19	79	Jeff Oakie	USA	38:41.593	7:56.536	29.266	23,26
20	71	Thierry Gabarrou	FRA	38:42.194	7:57.137	0.601	23,25
21	76	Roberto Meotto	ITA	39:16.428	8:31.371	34.234	22,92
22	66	Karel Dvorák	CZE	40:59.369	10:14.312	1:42.941	21,96
23	72	Jean-Christophe Borg	FRA	42:09.885	11:24.828	1:10.516	21,35
24	73	Philippe Jacquot	FRA	43:04.772	12:19.715	54.887	20,89
25	80	Agostino Cecchetti	ITA	43:05.789	12:20.732	1.017	20,88
26	64	Hans-Christian Günther	GER	45:02.674	14:17.617	1:56.885	19,98

## MEN JUNIOR

POS	N°	NAME	NAT	TIME	DIFF	GAP	AVG
1	86	Christian Iversen	DEN	34:12.300			26,31
2	88	Einari Vierikko	FIN	36:20.041	2:07.741	2:07.741	24,77
3	87	Jaroslav Tocík	CZE	36:52.567	2:40.267	32.526	24,41

## MEN CADET

POS	N°	NAME	NAT	TIME	DIFF	GAP	AVG
1	91	Marek Kadlec	CZE	31:52.326			28,24
2	90	Ali Hassan	AUS	39:22.871	7:30.545	7:30.545	22,85
3	89	Giacomo Bona	ITA	40:00.155	8:07.829	37.284	22,5
4	93	Jean-Charles Quiniou	FRA	46:48.129	14:55.803	6:47.974	19,23
5	95	Michele Rigoni	ITA	47:18.269	15:25.943	30.140	19,03
6	92	Florian Küppenbender	GER	47:37.432	15:45.106	19.163	18,9

## WOMEN SENIOR

POS	N°	NAME	NAT	TIME	DIFF	GAP	AVG
1	104	Wenda Zuiddam	NED	33:48.098			26,63
2	102	Rosanne Reijne	NED	34:25.972	37.874	37.874	26,14
3	112	Michaela Balatková	CZE	35:29.893	1:41.795	1:03.921	25,35
4	101	Martina Smitková	CZE	36:06.905	2:18.807	37.012	24,92
5	103	Hermien Koers	NED	36:07.623	2:19.525	0.718	24,91
6	111	Carol Exbrayat	FRA	36:14.898	2:26.800	7.275	24,83
7	118	Sharon Simmons	AUS	38:55.774	5:07.676	2:40.876	23,12
8	108	Silvia Givogre	ITA	39:15.569	5:27.471	19.795	22,92
9	109	Janine Knol	NED	39:15.879	5:27.781	0.310	22,92
10	105	Patricie Kadlecová	CZE	40:00.475	6:12.377	44.596	22,5
11	119	Pavčina Soukupová	CZE	40:04.235	6:16.137	3.760	22,46
12	107	Zdenka Tlapová	CZE	40:07.468	6:19.370	3.233	22,43
13	116	Kerrie Lathopolous	AUS	40:51.500	7:03.402	44.032	22,03
14	117	Stefania Masuello	ITA	40:55.731	7:07.633	4.231	21,99
15	115	Juliane Exeler	GER	43:32.111	9:44.013	2:36.380	20,67
16	120	Debbie Stewart	AUS	43:32.867	9:44.769	0.756	20,67
17	106	Betty Sarabia	ECU	44:25.647	10:37.549	52.780	20,26
18	110	Miia Juntunen	FIN	45:23.467	11:35.369	57.820	19,83

## WOMEN VETERAN


POS	N°	NAME	NAT	TIME	DIFF	GAP	AVG
1	121	Ivana Dvoráková	CZE	39:28.361			22,8
2	122	Alicja Stojanik	ITA	43:54.663	4:26.302	4:26.302	20,5
3	137	Charlotte de Mol	NED	45:51.492	6:23.131	1:56.829	19,63
4	136	Marlarosa Slongo	ITA	48:56.883	9:28.522	3:05.391	18,39
5	123	Heike Funke	GER	50:20.438	10:52.077	1:23.555	17,88
DNF	125	Lyn Armstrong	AUS	1:37.363			

## WOMEN JUNIOR

POS	N°	NAME	NAT	TIME	DIFF	GAP	AVG
1	130	Maxime Reijne	NED	34:49.699			24,77
2	129	Jessika Jislová	CZE	36:11.225	1:21.526	1:21.526	23,88
3	127	Lisanne Buyk	NED	42:46.160	7:56.461	6:34.935	20,33
4	128	Nohroa Hutten	NED	43:45.354	8:55.655	59.194	19,89

## WOMEN CADET

POS	N°	NAME	NAT	TIME	DIFF	GAP	AVG
1	132	Erika Jislová	CZE	35:24.365			25,42
2	133	Alice Klooster	NED	41:42.131	6:17.766	6:17.766	21,58
3	135	Anne Nap	NED	41:44.281	6:19.916	2.150	21,56
4	131	Manon Borg	FRA	47:00.904	11:36.539	5:16.623	19,14
5	134	Melissa Kwint	NED	50:13.782	14:49.417	3:12.878	17,92



2010

**ENDURANCE**

Footbike

WORLD

Champs

4/7 Agosto Italy

Ivrea & Strambino

AVIS

# MEN SENIOR

POS	N°	NAME	NAT	LAP	TIME	DIFF	GAP	AVG
1	2	Kai Immonen	FIN	10	1:14:49.715			29,67
2	3	Richard Jisl	CZE	10	1:16:42.893	1:53.178	1:53.178	28,94
3	20	Jaromír Odvárka	CZE	10	1:17:04.522	2:14.807	21.629	28,8
4	7	Igor Ricci	ITA	10	1:17:13.475	2:23.760	8.953	28,75
5	51	Sami Kuisma	FIN	10	1:17:18.099	2:28.384	4.624	28,72
6	34	Erwin Borremans	BEL	10	1:18:29.113	3:39.398	1:11.014	28,29
7	10	Jasper Stringa	NED	10	1:19:44.416	4:54.701	1:15.303	27,84
8	15	PJ Rozing	NED	10	1:19:45.640	4:55.925	1.224	27,83
9	32	Jaroslav Tlapa	CZE	10	1:19:47.419	4:57.704	1.779	27,82
10	9	Jan Vlášek	CZE	10	1:19:49.630	4:59.915	2.211	27,81
11	1	Lars Kessler	GER	10	1:19:49.866	5:00.151	0.236	27,81
12	11	Dani Niederberger	SUI	10	1:19:52.604	5:02.889	2.738	27,79
13	14	René Koning	NED	10	1:20:29.869	5:40.154	37.265	27,58
14	6	Joachim Sternal	GER	10	1:21:46.612	6:56.897	1:16.743	27,15
15	25	Markku Levänen	FIN	10	1:22:25.337	7:35.622	38.725	26,93
16	22	Mauro Binfà	ITA	10	1:23:06.120	8:16.405	40.783	26,71
17	16	Martin Kadlec jun.	CZE	9	1:14:53.042	1 Lap	1 Lap	26,68
18	30	Václav Puš	CZE	9	1:16:32.131	1 Lap	1:39.089	26,11
19	19	Stephan Bouman	NED	9	1:16:38.312	1 Lap	6.181	26,07
20	18	Roberto Deamicis	ITA	9	1:16:46.549	1 Lap	8.237	26,02
21	50	Mathew Greensides	USA	9	1:16:47.622	1 Lap	1.073	26,02
22	29	Simone Bonino	ITA	9	1:16:48.107	1 Lap	0.485	26,02
23	35	Luigi Iapichino	ITA	9	1:17:47.317	1 Lap	59.210	25,69
24	36	Jaroslav Jisl	CZE	9	1:17:51.094	1 Lap	3.777	25,66
25	8	Matteo Luzzana	ITA	9	1:17:54.501	1 Lap	3.407	25,65
26	17	Roberto Cullaz	ITA	9	1:18:25.068	1 Lap	30.567	25,48
27	44	Claudio Defilippi	ITA	9	1:18:25.107	1 Lap	0.039	25,48
28	21	Ben Beachell	UK	9	1:19:22.828	1 Lap	57.721	25,17
29	39	Beppe Mondino	ITA	9	1:19:28.489	1 Lap	5.661	25,14
30	43	Sébastien Confiant	FRA	9	1:19:36.806	1 Lap	8.317	25,1
31	13	Dietmar Funke	GER	9	1:20:56.410	1 Lap	1:19.604	24,69
32	46	Marco Cocchi	ITA	9	1:20:58.004	1 Lap	1.594	24,68
33	28	Miroslav Ilovicný	SLK	9	1:22:09.098	1 Lap	1:11.094	24,32
34	143	Lino Anselmo	ITA	9	1:22:32.543	1 Lap	23.445	24,21
35	41	Rostislav Tocík	CZE	9	1:22:38.539	1 Lap	5.996	24,18
36	42	Alessandro Seimandi	ITA	9	1:22:55.269	1 Lap	16.730	24,1
37	38	Massimiliano Tagliati	ITA	8	1:14:55.442	2 Laps	1 Lap	23,7
38	37	Paolo Quaranti	ITA	8	1:15:30.024	2 Laps	34.582	23,52
39	142	Miloslav Barta	CZE	8	1:16:14.566	2 Laps	44.542	23,29
40	49	Volker Brink	GER	8	1:16:36.916	2 Laps	22.350	23,18
41	54	Claudio Tomasi Cont	ITA	8	1:17:28.788	2 Laps	51.872	22,92
42	52	Marco Lissolo	ITA	8	1:17:48.717	2 Laps	19.929	22,82
43	45	Jens Seemann	GER	8	1:20:48.391	2 Laps	2:59.674	21,98
44	140	Valerio Dedato	ITA	8	1:22:30.139	2 Laps	1:41.748	21,53
45	47	Christophe Quiniou	FRA	7	1:16:46.839	3 Laps	1 Lap	20,24
46	139	Petr Hub	CZE	7	1:16:47.139	3 Laps	0.300	20,24
47	24	Klaus Küppenbender	GER	7	1:18:19.988	3 Laps	1:32.849	19,84
48	141	Joffrey Jeannin	FRA	7	1:18:51.334	3 Laps	31.346	19,71
49	26	Gerben Koridon	NED	7	1:18:58.911	3 Laps	7.577	19,68
50	33	Eric van der Meide	NED	6	1:20:48.204	4 Laps	1 Lap	16,48
DNF	55	Arnold Tuinman	NED	3	28:22.045	7 Laps	3 Laps	23,48
DNF	48	Jan Boons	BEL	1	12:13.406	9 Laps	2 Laps	18,16

## MEN VETERAN

POS	N°	NAME	NAT	LAP	TIME	DIFF	GAP	AVG
1	56	Hannu Vierikko	FIN	10	1:19:36.353			27,89
2	67	Miroslav Balatka	CZE	10	1:19:55.849	19.496	19.496	27,77
3	65	Luc Teilles	FRA	10	1:21:35.260	1:58.907	1:39.411	27,21
4	98	Wolfgang Seibel	GER	10	1:22:39.440	3:03.087	1:04.180	26,86
5	62	Ralf Exeler	GER	10	1:23:00.993	3:24.640	21.553	26,74
6	58	Mario Reijne	NED	9	1:15:00.045	1 Lap	1 Lap	26,64
7	57	Marco Cecchetti	ITA	9	1:15:13.889	1 Lap	13.844	26,56
8	70	Harry Hutten	NED	9	1:19:22.365	1 Lap	4:08.476	25,17
9	83	Davide Bioletto	ITA	9	1:20:31.760	1 Lap	1:09.395	24,81
10	68	Matti Pesälä	FIN	9	1:20:44.890	1 Lap	13.130	24,74
11	77	Bruce Cook	AUS	9	1:21:27.264	1 Lap	42.374	24,53
12	60	Brian Veltman	NED	9	1:22:14.911	1 Lap	47.647	24,29
13	69	Benedikt Prochazka	SLK	9	1:23:01.741	1 Lap	46.830	24,06
14	74	Udo Ebert	GER	9	1:23:50.511	1 Lap	48.770	23,83
15	63	Thomas Poick	GER	9	1:24:24.606	1 Lap	34.095	23,67
16	81	Andrea Altieri	ITA	8	1:17:15.311	2 Laps	1 Lap	22,99
17	85	Bruno Tomasi Cont	ITA	8	1:18:43.983	2 Laps	1:28.672	22,56
18	71	Thierry Gabarrou	FRA	8	1:19:33.408	2 Laps	49.425	22,32
19	79	Jeff Oakie	USA	8	1:19:50.668	2 Laps	17.260	22,24
20	66	Karel Dvorák	CZE	8	1:21:04.071	2 Laps	1:13.403	21,91
21	73	Philippe Jacquot	FRA	8	1:22:43.764	2 Laps	1:39.693	21,47
22	72	Jean-Christophe Borg	FRA	8	1:24:38.985	2 Laps	1:55.221	20,98
23	76	Roberto Meotto	ITA	7	1:09:26.658	3 Laps	1 Lap	22,38
24	80	Agostino Cecchetti	ITA	7	1:18:51.688	3 Laps	9:25.030	19,71
25	82	Jean-François Baudet	FRA	7	1:22:08.513	3 Laps	3:16.825	18,92
26	64	Hans-Christian Günther	GER	7	1:23:05.441	3 Laps	56.928	18,7
DNF	84	Alan Stewart	AUS	4	46:14.954	6 Laps	3 Laps	19,2

## MEN JUNIOR

POS	N°	NAME	NAT	LAP	TIME	DIFF	GAP	AVG
1	86	Christian Iversen	DEN	9	1:18:07.374			25,58
2	87	Jaroslav Tocík	CZE	9	1:21:45.686	3:38.312	3:38.312	24,44

## MEN CADET (unofficial)

POS	N°	NAME	NAT	LAP	TIME	DIFF	GAP	AVG
1	91	Marek Kadlec	CZE	10	1:20:53.846			27,44
2	89	Giacomo Bona	ITA	8	1:21:05.828	2 Laps	2 Laps	21,9
3	95	Michele Rigoni	ITA	7	1:18:54.427	3 Laps	1 Lap	19,69
4	93	Jean-Charles Quiniou	FRA	7	1:18:59.148	3 Laps	4.721	19,67

## WOMEN SENIOR

POS	N°	NAME	NAT	LAP	TIME	DIFF	GAP	AVG
1	104	Wenda Zuiddam	NED	10	1:22:10.949			27,01
2	102	Rosanne Reijne	NED	10	1:26:33.961	4:23.012	4:23.012	25,65
3	103	Hermien Koers	NED	10	1:29:58.092	7:47.143	3:24.131	24,68
4	101	Martina Smitková	CZE	10	1:30:39.672	8:28.723	41.580	24,49
5	111	Carol Exbrayat	FRA	10	1:31:08.830	8:57.881	29.158	24,36
6	112	Michaela Balatková	CZE	9	1:25:54.881	1 Lap	1 Lap	23,26
7	119	Pavλίna Soukupová	CZE	9	1:26:28.720	1 Lap	33.839	23,1
8	118	Sharon Simmons	AUS	9	1:26:39.774	1 Lap	11.054	23,06
9	109	Janine Knol	NED	9	1:26:51.604	1 Lap	11.830	23
10	107	Zdeřka Tlapová	CZE	9	1:32:28.697	1 Lap	5:37.093	21,61
11	117	Stefania Masuello	ITA	9	1:32:45.464	1 Lap	16.767	21,54
12	116	Kerrie Lathopolous	AUS	8	1:23:40.222	2 Laps	1 Lap	21,23
13	108	Silvia Givogre	ITA	8	1:23:41.894	2 Laps	1.672	21,22
14	120	Debbie Stewart	AUS	8	1:24:08.894	2 Laps	27.000	21,11
15	115	Juliane Exeler	GER	8	1:24:17.649	2 Laps	8.755	21,07
16	106	Betty Sarabia	ECU	8	1:31:09.014	2 Laps	6:51.365	19,48
17	114	Marjo Borremans	FIN	7	1:24:22.833	3 Laps	1 Lap	18,42
DNF	105	Patricie Kadlecová	CZE	1	9:40.873	9 Laps	6 Laps	22,93

## WOMEN VETERAN

POS	N°	NAME	NAT	LAP	TIME	DIFF	GAP	AVG
1	121	Ivana Dvoráková	CZE	9	1:29:27.893			22,33
2	122	Alicja Stojanik	ITA	8	1:25:39.592	1 Lap	1 Lap	20,85
3	137	Charlotte de Mol	NED	8	1:26:53.883	1 Lap	1:14.291	20,44
4	123	Heike Funke	GER	7	1:24:30.109	2 Laps	1 Lap	18,39

## WOMEN JUNIOR

POS	N°	NAME	NAT	LAP	TIME	DIFF	GAP	AVG
1	130	Maxime Reijne	NED	10	1:29:47.880			24,72
2	128	Nohroa Hutten	NED	8	1:23:57.127	2 Laps	2 Laps	21,15
3	127	Lisanne Buyk	NED	8	1:25:31.625	2 Laps	1:34.498	20,77

## WOMEN CADET (unofficial)

POS	N°	NAME	NAT	LAP	TIME	DIFF	GAP	AVG
1	135	Anne Nap	NED	8	1:22:37.620			21,49
DNF	134	Melissa Kwint	NED	1	13:40.345	7 Laps	7 Laps	16,24

# MEN SENIOR LAPS

2 - Kai Immonen		
LAP	TIME	AVG
1	7:17.695	30,43
2	7:25.386	29,91
3	7:33.872	29,35
4	7:17.504	30,45
5	7:19.899	30,28
6	7:31.645	29,49
7	7:32.791	29,42
8	7:35.166	29,26
9	7:37.685	29,1
10	7:35.913	29,22

3 - Richard Jisl		
LAP	TIME	AVG
1	7:18.302	30,39
2	7:25.378	29,91
3	7:33.640	29,36
4	7:17.442	30,45
5	7:30.796	29,55
6	7:45.153	28,64
7	7:50.044	28,34
8	8:00.908	27,7
9	8:01.424	27,67
10	7:57.798	27,88

20 - Jaromír Odvárka		
LAP	TIME	AVG
1	7:18.479	30,38
2	7:26.406	29,84
3	7:32.673	29,43
4	7:33.319	29,38
5	7:47.666	28,48
6	7:50.807	28,29
7	7:55.100	28,04
8	7:58.166	27,86
9	8:04.549	27,49
10	7:35.026	29,27

7 - Igor Ricci		
LAP	TIME	AVG
1	7:19.331	30,32
2	7:25.249	29,92
3	7:33.125	29,4
4	7:32.622	29,43
5	7:47.311	28,5
6	7:51.394	28,26
7	7:55.036	28,04
8	7:58.938	27,81
9	8:04.541	27,49
10	7:43.590	28,73

51 - Sami Kuisma		
LAP	TIME	AVG
1	7:15.996	30,55
2	7:26.019	29,86
3	7:35.389	29,25
4	7:34.652	29,3
5	7:44.705	28,66
6	7:50.835	28,29
7	7:55.494	28,01
8	7:58.692	27,83
9	8:04.480	27,49
10	7:48.952	28,4

34 - Erwin Borremans		
LAP	TIME	AVG
1	7:18.304	30,39
2	7:25.902	29,87
3	7:33.169	29,39
4	7:33.400	29,38
5	7:47.592	28,49
6	7:52.182	28,21
7	8:06.205	27,4
8	8:26.310	26,31
9	8:15.980	26,86
10	8:07.896	27,3

10 - Jasper Stringa		
LAP	TIME	AVG
1	7:19.358	30,32
2	7:26.205	29,85
3	7:32.986	29,41
4	7:34.680	29,3
5	8:18.404	26,73
6	8:23.878	26,44
7	8:26.114	26,32
8	8:15.991	26,86
9	8:26.394	26,3
10	7:58.381	27,84

15 - Peter-Jan Rozing		
LAP	TIME	AVG
1	7:35.776	29,23
2	7:55.282	28,03
3	7:55.988	27,98
4	7:59.967	27,75
5	8:00.483	27,72
6	8:08.684	27,26
7	8:11.880	27,08
8	8:05.649	27,43
9	8:12.699	27,04
10	7:36.033	29,21

32 - Jaroslav Tlapa		
LAP	TIME	AVG
1	7:19.742	30,29
2	7:48.712	28,42
3	8:10.610	27,15
4	8:09.415	27,22
5	8:03.418	27,55
6	8:06.966	27,35
7	8:10.398	27,16
8	8:02.338	27,62
9	8:16.014	26,85
10	7:37.090	29,14

9 - Jan Vlášek		
LAP	TIME	AVG
1	7:19.712	30,29
2	7:48.507	28,43
3	8:10.691	27,15
4	8:10.422	27,16
5	8:02.747	27,59
6	8:07.132	27,34
7	8:10.907	27,13
8	8:02.187	27,62
9	8:15.493	26,88
10	7:39.703	28,98

1 - Lars Kessler		
LAP	TIME	AVG
1	7:42.041	28,83
2	7:48.584	28,43
3	7:56.906	27,93
4	8:00.432	27,73
5	8:02.619	27,6
6	8:05.155	27,46
7	8:12.294	27,06
8	8:02.103	27,63
9	8:16.705	26,82
10	7:38.480	29,05

11 - Dani Niederberger		
LAP	TIME	AVG
1	7:35.447	29,25
2	7:55.040	28,04
3	7:56.566	27,95
4	8:00.581	27,72
5	8:02.875	27,59
6	8:07.502	27,32
7	8:10.969	27,13
8	8:02.231	27,62
9	8:16.364	26,84
10	7:42.104	28,83

14 - René Koning		
LAP	TIME	AVG
1	7:40.475	28,93
2	7:51.214	28,27
3	7:55.871	27,99
4	7:59.846	27,76
5	8:00.927	27,7
6	8:07.266	27,34
7	8:11.498	27,1
8	8:02.710	27,59
9	8:15.817	26,87
10	8:20.354	26,62

6 - Joachim Sternal		
LAP	TIME	AVG
1	7:43.715	28,73
2	7:48.130	28,45
3	7:53.822	28,11
4	8:01.182	27,68
5	8:47.322	25,26
6	8:01.163	27,68
7	8:11.707	27,09
8	8:17.462	26,78
9	8:25.767	26,34
10	8:32.329	26

25 - Markku Levänen		
LAP	TIME	AVG
1	7:47.544	28,49
2	7:55.397	28,02
3	8:05.262	27,45
4	8:10.319	27,17
5	8:14.452	26,94
6	8:05.203	27,45
7	8:24.186	26,42
8	8:39.084	25,66
9	8:30.753	26,08
10	8:30.668	26,08

22 - Mauro Binfà		
LAP	TIME	AVG
1	7:40.555	28,92
2	7:52.467	28,19
3	7:54.423	28,08
4	8:14.887	26,92
5	8:30.464	26,09
6	8:26.405	26,3
7	8:38.294	25,7
8	8:36.796	25,77
9	8:35.418	25,84
10	8:32.929	25,97

16 - Martin Kadlec jr		
LAP	TIME	AVG
1	7:36.964	29,15
2	7:56.695	27,94
3	7:56.895	27,93
4	8:28.238	26,21
5	8:41.178	25,56
6	8:35.191	25,85
7	8:34.782	25,88
8	8:28.885	26,18
9	8:31.587	26,04
10		

30 - Václav Puš		
LAP	TIME	AVG
1	7:44.020	28,71
2	7:59.791	27,76
3	8:05.106	27,46
4	9:00.765	24,63
5	8:30.023	26,12
6	8:46.346	25,31
7	8:50.174	25,12
8	8:50.128	25,13
9	8:43.575	25,44
10		

19 - Stephan Bouman		
LAP	TIME	AVG
1	7:43.886	28,71
2	7:56.672	27,94
3	8:05.020	27,46
4	8:51.100	25,08
5	8:41.401	25,55
6	8:46.490	25,3
7	8:41.252	25,55
8	8:50.775	25,1
9	8:57.620	24,78
10		

18 - Roberto Deamicis		
LAP	TIME	AVG
1	7:52.332	28,2
2	8:15.966	26,86
3	8:28.963	26,17
4	8:31.772	26,03
5	8:47.361	25,26
6	8:43.959	25,42
7	8:50.465	25,11
8	8:51.413	25,07
9	8:20.406	26,62
10		

50 - Mathew Greensides		
LAP	TIME	AVG
1	7:43.331	28,75
2	8:01.585	27,66
3	8:16.898	26,81
4	8:36.046	25,81
5	8:28.462	26,2
6	8:46.155	25,32
7	8:53.562	24,96
8	8:58.449	24,74
9	8:59.515	24,69
10		

29 - Simone Bonino		
LAP	TIME	AVG
1	7:45.410	28,62
2	8:06.936	27,36
3	8:22.646	26,5
4	8:32.749	25,98
5	8:30.120	26,11
6	8:46.469	25,3
7	8:50.299	25,12
8	8:59.297	24,7
9	8:50.777	25,1
10		

35 - Luigi Iapichino		
LAP	TIME	AVG
1	7:45.659	28,61
2	8:00.919	27,7
3	8:20.064	26,64
4	8:41.847	25,53
5	8:44.185	25,41
6	9:00.066	24,66
7	9:06.284	24,38
8	9:10.388	24,2
9	8:54.926	24,9
10		

36 - Jaroslav Jisl		
LAP	TIME	AVG
1	7:43.993	28,71
2	7:59.174	27,8
3	8:22.840	26,49
4	8:47.358	25,26
5	8:50.478	25,11
6	9:09.738	24,23
7	9:17.728	23,88
8	9:09.034	24,26
9	8:26.935	26,28
10		

8 - Matteo Luzzana		
LAP	TIME	AVG
1	8:08.400	27,27
2	8:19.581	26,66
3	8:28.657	26,19
4	8:53.094	24,99
5	8:45.965	25,33
6	8:50.887	25,09
7	8:50.632	25,1
8	9:00.444	24,65
9	8:31.008	26,07
10		

17 - Roberto Cullaz		
LAP	TIME	AVG
1	7:51.552	28,25
2	8:15.743	26,87
3	8:32.019	26,02
4	8:45.423	25,35
5	9:01.121	24,62
6	9:01.997	24,58
7	8:51.411	25,07
8	8:59.672	24,68
9	9:02.050	24,57
10		

44 - Claudio Defilippi		
LAP	TIME	AVG
1	8:08.049	27,29
2	8:20.293	26,62
3	8:28.284	26,21
4	8:53.232	24,98
5	8:46.211	25,31
6	8:49.090	25,18
7	8:51.061	25,08
8	9:01.424	24,6
9	9:02.351	24,56
10		

21 - Ben Beachell		
LAP	TIME	AVG
1	8:17.048	26,8
2	8:26.026	26,32
3	8:42.493	25,49
4	9:00.257	24,66
5	8:46.516	25,3
6	8:50.232	25,12
7	9:06.297	24,38
8	9:10.401	24,2
9	8:58.664	24,73
10		

39 - Beppe Mondino		
LAP	TIME	AVG
1	8:08.369	27,27
2	8:26.380	26,3
3	8:46.037	25,32
4	8:53.829	24,95
5	8:56.259	24,84
6	8:50.106	25,13
7	9:07.487	24,33
8	9:10.206	24,21
9	9:04.636	24,46
10		

43 - Sébastien Confiant		
LAP	TIME	AVG
1	8:17.031	26,8
2	8:27.424	26,25
3	8:41.895	25,52
4	9:00.780	24,63
5	8:46.015	25,32
6	9:08.662	24,28
7	9:12.798	24,1
8	9:03.591	24,5
9	8:54.357	24,93
10		

13 - Dietmar Funke		
LAP	TIME	AVG
1	8:07.292	27,34
2	8:22.366	26,52
3	9:16.115	23,95
4	9:01.038	24,62
5	9:13.063	24,08
6	9:05.490	24,42
7	9:20.038	23,78
8	9:30.286	23,36
9	8:55.369	24,88
10		

46 - Marco Cocchi		
LAP	TIME	AVG
1	8:11.435	27,1
2	8:39.342	25,65
3	9:02.113	24,57
4	9:19.269	23,82
5	9:17.410	23,9
6	8:52.343	25,02
7	9:19.896	23,79
8	9:17.231	23,9
9	8:53.196	24,98
10		

28 - Miroslav Illovicný		
LAP	TIME	AVG
1	8:06.631	27,37
2	8:34.290	25,9
3	9:02.855	24,54
4	9:02.472	24,55
5	9:13.431	24,07
6	9:19.479	23,81
7	9:31.885	23,29
8	9:16.233	23,95
9	9:55.394	22,37
10		

143 - Lino Anselmo		
LAP	TIME	AVG
1	8:38.540	25,69
2	8:45.035	25,37
3	9:06.034	24,39
4	9:11.004	24,17
5	9:04.327	24,47
6	9:11.814	24,14
7	9:28.865	23,42
8	9:31.492	23,31
9	9:27.704	23,46
10		

41 - Rostislav Tocík		
LAP	TIME	AVG
1	8:26.031	26,32
2	8:47.732	25,24
3	9:04.175	24,48
4	9:11.036	24,17
5	9:23.114	23,65
6	9:06.623	24,37
7	9:29.994	23,37
8	9:38.422	23,03
9	9:25.614	23,55
10		

42 - Alessandro Seimandi		
LAP	TIME	AVG
1	8:19.154	26,69
2	8:46.878	25,28
3	9:06.271	24,38
4	9:19.340	23,81
5	9:16.022	23,96
6	9:15.883	23,96
7	9:26.837	23,5
8	9:38.563	23,02
9	9:41.587	22,9
10		

38 - Massimiliano Tagliati		
LAP	TIME	AVG
1	8:41.021	25,57
2	8:45.181	25,36
3	9:24.028	23,62
4	9:43.291	22,84
5	9:31.574	23,3
6	9:42.214	22,88
7	9:30.621	23,34
8	9:31.819	23,29
9		
10		

37 - Paolo Quaranti		
LAP	TIME	AVG
1	9:00.009	24,67
2	9:09.659	24,23
3	9:20.478	23,77
4	9:27.130	23,49
5	9:22.235	23,69
6	9:30.452	23,35
7	9:42.051	22,89
8	9:50.650	22,55
9		
10		

142 - Miloslav Barta		
LAP	TIME	AVG
1	9:05.352	24,43
2	8:54.375	24,93
3	9:17.968	23,87
4	9:30.879	23,33
5	9:38.178	23,04
6	9:33.168	23,24
7	10:05.086	22,01
8	10:00.373	22,19
9		
10		

49 - Volker Brink		
LAP	TIME	AVG
1	8:44.739	25,38
2	9:25.077	23,57
3	9:29.555	23,39
4	9:59.323	22,23
5	9:45.832	22,74
6	9:44.145	22,8
7	9:39.038	23
8	9:42.682	22,86
9		
10		

54 - Claudio Tomasi Cont		
LAP	TIME	AVG
1	8:38.632	25,68
2	8:46.865	25,28
3	9:25.287	23,56
4	9:51.639	22,51
5	9:37.826	23,05
6	9:58.131	22,27
7	10:05.394	22
8	10:57.027	20,27
9		
10		

52 - Marco Lissolo		
LAP	TIME	AVG
1	8:39.227	25,65
2	9:28.182	23,44
3	9:21.842	23,71
4	9:27.107	23,49
5	10:09.258	21,86
6	10:01.719	22,14
7	10:09.049	21,87
8	10:23.948	21,35
9		
10		

45 - Jens Seemann		
LAP	TIME	AVG
1	9:27.172	23,49
2	9:34.806	23,17
3	9:55.208	22,38
4	10:15.079	21,66
5	10:27.128	21,24
6	10:13.529	21,71
7	10:29.223	21,17
8	10:17.603	21,57
9		
10		

140 - Valerio Dedato		
LAP	TIME	AVG
1	9:03.553	24,51
2	10:01.362	22,15
3	9:55.279	22,38
4	10:32.446	21,06
5	10:24.274	21,34
6	10:31.052	21,11
7	11:01.804	20,13
8	10:54.214	20,36
9		
10		

47 - Christophe Quiniou		
LAP	TIME	AVG
1	9:02.971	24,53
2	10:41.188	20,77
3	9:46.808	22,7
4	12:45.309	17,41
5	11:22.424	19,52
6	11:42.772	18,95
7	11:19.165	19,61
8		
9		
10		

139 - Petr Hub		
LAP	TIME	AVG
1	10:09.773	21,84
2	10:21.990	21,42
3	10:59.454	20,2
4	10:58.216	20,24
5	11:25.172	19,44
6	11:40.642	19,01
7	11:03.908	20,06
8		
9		
10		

24 - Klaus Küppenbender		
LAP	TIME	AVG
1	8:44.024	25,42
2	9:50.228	22,57
3	11:40.679	19,01
4	15:53.719	13,97
5	10:59.458	20,2
6	11:02.554	20,1
7	10:01.942	22,13
8		
9		
10		

141 - Joffrey Jeannin		
LAP	TIME	AVG
1	10:12.620	21,74
2	11:09.837	19,89
3	11:15.994	19,7
4	11:28.175	19,36
5	11:32.058	19,25
6	11:40.508	19,02
7	11:24.948	19,45
8		
9		
10		

26 - Gerben Koridon		
LAP	TIME	AVG
1	10:34.678	20,99
2	10:58.412	20,23
3	11:37.544	19,1
4	11:34.285	19,19
5	11:38.013	19,08
6	11:27.381	19,38
7	11:01.978	20,12
8		
9		
10		

33 - Eric van der Meide		
LAP	TIME	AVG
1	10:33.478	21,03
2	14:13.931	15,6
3	13:59.048	15,88
4	13:49.160	16,06
5	14:02.174	15,82
6	14:00.577	15,85
7		
8		
9		
10		

55 - Arnold Tuinman		
LAP	TIME	AVG
1	8:26.244	26,31
2	10:06.785	21,95
3	9:44.738	22,78
4		
5		
6		
7		
8		
9		
10		

48 - Jan Boons		
LAP	TIME	AVG
1	12:05.814	18,35
2		
3		
4		
5		
6		
7		
8		
9		
10		

## MEN VETERAN LAPS

56 - Hannu Vierikko		
LAP	TIME	AVG
1	7:35.575	29,24
2	7:54.901	28,05
3	7:57.007	27,92
4	7:59.365	27,79
5	8:01.109	27,69
6	8:08.876	27,25
7	8:11.603	27,1
8	8:01.859	27,64
9	8:17.741	26,76
10	7:25.227	29,92

67 - Miroslav Balatka		
LAP	TIME	AVG
1	7:41.298	28,88
2	7:48.264	28,45
3	7:57.843	27,88
4	8:00.124	27,74
5	8:02.054	27,63
6	8:06.835	27,36
7	8:12.108	27,07
8	8:01.870	27,64
9	8:15.362	26,89
10	7:45.800	28,6

65 - Luc Teilles		
LAP	TIME	AVG
1	7:44.767	28,66
2	7:58.158	27,86
3	7:51.792	28,23
4	8:23.568	26,45
5	8:14.122	26,96
6	8:03.977	27,52
7	8:11.656	27,09
8	8:17.501	26,77
9	8:25.739	26,34
10	8:20.484	26,61

98 - Wolfgang Seibel		
LAP	TIME	AVG
1	8:10.033	27,18
2	8:04.760	27,48
3	8:11.614	27,09
4	8:22.060	26,53
5	8:17.285	26,79
6	8:21.587	26,56
7	8:20.889	26,59
8	8:21.827	26,54
9	8:18.157	26,74
10	8:06.478	27,38

62 - Ralf Exeler		
LAP	TIME	AVG
1	7:44.394	28,68
2	7:55.157	28,03
3	8:07.628	27,32
4	8:23.962	26,43
5	8:26.452	26,3
6	8:35.837	25,82
7	8:33.459	25,94
8	8:15.909	26,86
9	8:26.052	26,32
10	8:27.536	26,24

58 - Mario Reijne		
LAP	TIME	AVG
1	7:42.725	28,79
2	7:58.004	27,87
3	8:05.583	27,43
4	8:25.036	26,37
5	8:26.909	26,28
6	8:35.414	25,84
7	8:34.505	25,89
8	8:30.751	26,08
9	8:37.464	25,74
10		

57 - Marco Cecchetti		
LAP	TIME	AVG
1	7:43.596	28,73
2	7:55.429	28,02
3	8:07.859	27,3
4	8:25.060	26,37
5	8:26.138	26,32
6	8:35.796	25,82
7	8:34.864	25,87
8	8:31.293	26,05
9	8:50.386	25,11
10		

70 - Harry Hutten		
LAP	TIME	AVG
1	8:13.259	27
2	8:12.428	27,05
3	8:40.223	25,6
4	9:02.281	24,56
5	9:00.907	24,63
6	8:54.795	24,91
7	9:02.267	24,56
8	9:11.040	24,17
9	8:57.761	24,77
10		

83 - Davide Bioletto		
LAP	TIME	AVG
1	8:08.594	27,26
2	8:20.424	26,62
3	8:29.189	26,16
4	8:52.428	25,02
5	9:06.845	24,36
6	9:06.757	24,36
7	9:26.324	23,52
8	9:40.198	22,96
9	9:15.632	23,97
10		

68 - Matti Pesälä		
LAP	TIME	AVG
1	8:41.211	25,56
2	8:43.907	25,42
3	8:50.174	25,12
4	9:02.789	24,54
5	8:53.565	24,96
6	8:52.800	25
7	9:04.008	24,49
8	9:16.871	23,92
9	9:14.685	24,01
10		

77 - Bruce Cook		
LAP	TIME	AVG
1	8:16.398	26,83
2	8:39.042	25,66
3	8:56.642	24,82
4	9:15.011	24
5	9:03.561	24,51
6	9:13.071	24,08
7	9:15.706	23,97
8	9:25.974	23,54
9	9:15.655	23,97
10		

60 - Brian Veltman		
LAP	TIME	AVG
1	8:30.543	26,09
2	8:49.425	25,16
3	8:49.759	25,14
4	9:02.994	24,53
5	9:12.584	24,11
6	9:25.690	23,55
7	9:23.277	23,65
8	9:20.843	23,75
9	9:32.981	23,25
10		

69 - Benedikt Prochazka		
LAP	TIME	AVG
1	8:57.990	24,76
2	9:08.223	24,3
3	9:04.900	24,45
4	9:18.219	23,86
5	9:18.238	23,86
6	9:21.483	23,72
7	9:15.417	23,98
8	9:17.864	23,88
9	9:14.227	24,03
10		

74 - Udo Ebert		
LAP	TIME	AVG
1	9:04.138	24,48
2	9:08.990	24,26
3	9:23.242	23,65
4	9:17.558	23,89
5	9:13.589	24,06
6	9:23.774	23,63
7	9:30.471	23,35
8	9:30.625	23,34
9	9:11.921	24,13
10		

63 - Thomas Poick		
LAP	TIME	AVG
1	8:21.791	26,55
2	8:51.831	25,05
3	8:59.318	24,7
4	9:21.591	23,72
5	9:31.670	23,3
6	9:28.157	23,44
7	9:49.136	22,61
8	10:02.216	22,12
9	9:53.921	22,43
10		

81 - Andrea Altieri		
LAP	TIME	AVG
1	8:30.706	26,08
2	9:21.142	23,74
3	10:20.242	21,48
4	9:28.680	23,42
5	9:38.486	23,03
6	10:06.114	21,98
7	9:54.753	22,4
8	9:50.662	22,55
9		
10		

85 - Bruno Tomasi Cont		
LAP	TIME	AVG
1	9:01.315	24,61
2	9:11.984	24,13
3	9:31.518	23,31
4	9:51.322	22,53
5	10:08.901	21,88
6	10:23.121	21,38
7	10:20.322	21,47
8	10:07.307	21,93
9		
10		

71 - Thierry Gabarrou		
LAP	TIME	AVG
1	9:02.652	24,55
2	9:31.430	23,31
3	9:52.026	22,5
4	10:09.949	21,84
5	10:18.336	21,54
6	10:14.417	21,68
7	10:12.608	21,74
8	10:05.080	22,01
9		
10		

79 - Jeff Oakie		
LAP	TIME	AVG
1	8:51.236	25,07
2	9:31.448	23,31
3	10:03.294	22,08
4	10:20.936	21,45
5	10:26.169	21,27
6	10:25.710	21,29
7	10:18.523	21,54
8	9:47.819	22,66
9		
10		

66 - Karel Dvorák		
LAP	TIME	AVG
1	9:38.608	23,02
2	9:41.154	22,92
3	10:06.273	21,97
4	10:09.883	21,84
5	10:18.227	21,55
6	10:12.292	21,75
7	10:37.044	20,91
8	10:12.008	21,76
9		
10		

73 - Philippe Jacquot		
LAP	TIME	AVG
1	9:31.933	23,29
2	9:56.003	22,35
3	10:03.921	22,06
4	10:27.329	21,23
5	10:22.195	21,41
6	10:51.202	20,45
7	10:39.934	20,82
8	10:42.472	20,73
9		
10		

72 - Jean-Christophe Borg		
LAP	TIME	AVG
1	9:38.089	23,04
2	10:30.264	21,13
3	10:42.853	20,72
4	10:32.538	21,06
5	10:30.681	21,12
6	10:33.937	21,01
7	11:15.139	19,73
8	10:46.792	20,59
9		
10		

76 - Roberto Meotto		
LAP	TIME	AVG
1	9:01.622	24,59
2	9:14.302	24,03
3	9:38.313	23,03
4	9:41.541	22,91
5	9:54.649	22,4
6	9:56.861	22,32
7	11:53.781	18,66
8		
9		
10		

80 - Agostino Cecchetti		
LAP	TIME	AVG
1	10:13.252	21,72
2	10:36.192	20,94
3	11:15.838	19,71
4	11:24.258	19,47
5	11:48.742	18,79
6	11:51.403	18,72
7	11:33.911	19,2
8		
9		
10		

82 - Jean-François Baudet		
LAP	TIME	AVG
1	10:14.191	21,69
2	11:24.181	19,47
3	11:54.723	18,64
4	11:45.020	18,89
5	11:56.269	18,6
6	12:09.569	18,26
7	12:37.640	17,58
8		
9		
10		

64 - Hans-Christian Günther		
LAP	TIME	AVG
1	10:57.042	20,27
2	11:22.951	19,5
3	11:28.988	19,33
4	12:50.018	17,3
5	11:44.828	18,9
6	12:33.479	17,68
7	12:00.453	18,49
8		
9		
10		

84 - Alan Stewart		
LAP	TIME	AVG
1	7:52.368	28,2
2	8:15.786	26,87
3	8:32.049	26,01
4	21:31.228	10,32
5		
6		
7		
8		
9		
10		

## MEN JUNIOR LAPS

86 - Christian Iversen		
LAP	TIME	AVG
1	7:43.805	28,72
2	8:22.329	26,52
3	8:43.850	25,43
4	9:00.962	24,62
5	8:47.093	25,27
6	8:50.291	25,12
7	8:51.214	25,08
8	8:59.817	24,68
9	8:45.250	25,36
10		

87 - Jaroslav Tocik		
LAP	TIME	AVG
1	8:26.097	26,32
2	8:47.447	25,25
3	9:03.059	24,53
4	9:12.388	24,11
5	9:23.086	23,66
6	8:58.367	24,74
7	9:24.141	23,61
8	9:10.511	24,2
9	9:15.072	24
10		

# MEN CADET LAPS

91 - Marek Kadlec		
LAP	TIME	AVG
1	7:42.460	28,8
2	7:51.182	28,27
3	7:55.635	28,01
4	8:00.088	27,75
5	8:03.112	27,57
6	8:06.584	27,38
7	8:08.362	27,28
8	8:05.152	27,46
9	8:25.852	26,33
10	8:32.756	25,98

89 - Giacomo Bona		
LAP	TIME	AVG
1	9:03.163	24,52
2	9:11.150	24,17
3	9:47.993	22,65
4	10:24.322	21,34
5	10:32.320	21,07
6	10:39.036	20,84
7	10:23.965	21,35
8	10:57.173	20,27
9		
10		

95 - Michele Rigoni		
LAP	TIME	AVG
1	9:52.606	22,48
2	10:45.769	20,63
3	10:52.960	20,4
4	11:29.971	19,31
5	11:56.140	18,6
6	12:38.760	17,56
7	11:11.685	19,83
8		
9		
10		

93 - Jean-Charles Quiniou		
LAP	TIME	AVG
1	10:57.021	20,27
2	11:15.189	19,73
3	11:19.707	19,6
4	11:13.141	19,79
5	11:49.775	18,77
6	11:20.051	19,59
7	10:57.866	20,25
8		
9		
10		

Footbike  
WORLD  
Champs  
4/7 Agosto Italy  
Ivrea & Strambino  
AVIS

# WOMEN SENIOR LAPS

104 - Wenda Zuiddam		
LAP	TIME	AVG
1	7:48.155	28,45
2	7:59.359	27,79
3	8:06.143	27,4
4	8:14.945	26,91
5	8:21.881	26,54
6	8:16.956	26,8
7	8:19.792	26,65
8	8:11.981	27,07
9	8:31.641	26,03
10	8:17.727	26,76

102 - Rosanne Reijne		
LAP	TIME	AVG
1	7:53.944	28,11
2	8:18.371	26,73
3	8:37.088	25,76
4	8:51.858	25,04
5	8:44.301	25,41
6	8:34.835	25,87
7	8:48.111	25,22
8	8:54.622	24,92
9	8:57.253	24,79
10	8:51.481	25,06

103 - Hermien Koers		
LAP	TIME	AVG
1	8:43.090	25,46
2	8:42.456	25,5
3	8:43.540	25,44
4	8:52.853	25
5	8:51.159	25,08
6	8:56.057	24,85
7	9:19.866	23,79
8	9:17.577	23,89
9	9:20.884	23,75
10	9:07.038	24,35

101 - Martina Smítková		
LAP	TIME	AVG
1	8:22.462	26,51
2	8:45.489	25,35
3	8:55.455	24,88
4	9:05.856	24,4
5	9:06.295	24,38
6	9:10.194	24,21
7	9:10.667	24,19
8	9:09.829	24,23
9	9:19.338	23,81
10	9:31.506	23,31

111 - Carol Exbrayat		
LAP	TIME	AVG
1	9:03.775	24,5
2	8:54.562	24,92
3	8:58.625	24,73
4	9:07.384	24,33
5	9:04.765	24,45
6	9:10.110	24,21
7	9:06.188	24,39
8	9:18.010	23,87
9	9:12.024	24,13
10	9:09.487	24,24

112 - Michaela Balatková		
LAP	TIME	AVG
1	8:58.232	24,75
2	9:01.610	24,59
3	9:13.449	24,07
4	9:36.771	23,09
5	9:44.328	22,8
6	9:38.386	23,03
7	9:47.202	22,68
8	9:45.683	22,74
9	10:06.258	21,97
10		

119 - Pavlína Soukupová		
LAP	TIME	AVG
1	9:28.543	23,43
2	9:26.123	23,53
3	9:35.935	23,13
4	9:43.670	22,82
5	9:49.174	22,61
6	9:43.205	22,84
7	9:38.710	23,02
8	9:34.537	23,18
9	9:23.710	23,63
10		

118 - Sharon Simmons		
LAP	TIME	AVG
1	8:51.703	25,05
2	9:07.884	24,31
3	9:57.423	22,3
4	9:49.038	22,61
5	9:40.855	22,93
6	9:57.442	22,3
7	10:03.738	22,06
8	9:31.399	23,31
9	9:35.727	23,14
10		

109 - Janine Knol		
LAP	TIME	AVG
1	9:31.782	23,3
2	9:25.796	23,54
3	9:37.168	23,08
4	9:41.749	22,9
5	9:48.318	22,64
6	9:44.930	22,77
7	9:31.878	23,29
8	9:43.821	22,82
9	9:42.512	22,87
10		

107 - Zdenka Tlapová		
LAP	TIME	AVG
1	9:33.100	23,24
2	9:33.833	23,21
3	9:47.040	22,69
4	10:11.702	21,78
5	10:08.969	21,87
6	10:32.267	21,07
7	10:46.341	20,61
8	10:47.714	20,57
9	11:03.546	20,07
10		

117 - Stefania Masuello		
LAP	TIME	AVG
1	9:36.184	23,12
2	9:50.958	22,54
3	10:07.213	21,94
4	10:12.127	21,76
5	10:30.492	21,13
6	10:28.175	21,2
7	10:33.710	21,02
8	10:38.612	20,86
9	10:43.359	20,7
10		

116 - Kerrie Lathopolous		
LAP	TIME	AVG
1	9:28.937	23,41
2	9:42.456	22,87
3	10:16.359	21,61
4	10:41.715	20,76
5	10:50.436	20,48
6	11:00.282	20,17
7	10:50.156	20,49
8	10:45.946	20,62
9		
10		

108 - Silvia Givogre		
LAP	TIME	AVG
1	11:31.319	19,27
2	11:49.459	18,78
3	10:12.848	21,74
4	10:03.201	22,08
5	9:58.711	22,25
6	9:47.393	22,68
7	10:00.751	22,17
8	10:13.922	21,7
9		
10		

120 - Debbie Stewart		
LAP	TIME	AVG
1	10:05.023	22,02
2	10:12.898	21,73
3	10:27.374	21,23
4	10:41.945	20,75
5	10:36.060	20,94
6	10:37.834	20,88
7	10:39.427	20,83
8	10:43.492	20,7
9		
10		

115 - Juliane Exeler		
LAP	TIME	AVG
1	10:11.544	21,78
2	10:25.155	21,31
3	10:30.462	21,13
4	10:35.145	20,97
5	10:36.677	20,92
6	10:37.592	20,89
7	10:45.178	20,65
8	10:31.894	21,08
9		
10		

106 - Betty Sarabia		
LAP	TIME	AVG
1	10:57.688	20,25
2	11:02.544	20,1
3	11:15.904	19,71
4	11:19.979	19,59
5	11:25.465	19,43
6	11:46.101	18,86
7	11:40.859	19,01
8	11:34.567	19,18
9		
10		

114 - Marjo Borremans		
LAP	TIME	AVG
1	11:08.074	19,94
2	11:36.936	19,11
3	11:52.988	18,68
4	12:11.342	18,21
5	12:14.085	18,15
6	12:24.792	17,88
7	12:48.814	17,33
8		
9		
10		

105 - Patricie Kadlecová		
LAP	TIME	AVG
1	9:37.577	23,06
2		
3		
4		
5		
6		
7		
8		
9		
10		

## WOMEN VETERAN LAPS

121 - Ivana Dvoráková		
LAP	TIME	AVG
1	9:47.916	22,66
2	9:42.565	22,86
3	9:38.934	23,01
4	9:52.741	22,47
5	9:55.021	22,39
6	9:58.970	22,24
7	10:03.568	22,07
8	10:04.954	22,02
9	10:18.453	21,54
10		

122 - Alicja Stojanik		
LAP	TIME	AVG
1	10:11.326	21,79
2	10:25.259	21,3
3	10:30.468	21,13
4	10:26.363	21,27
5	10:48.735	20,53
6	11:04.623	20,04
7	11:12.315	19,81
8	10:56.921	20,28
9		
10		

137 - Charlotte de Mol		
LAP	TIME	AVG
1	10:11.755	21,77
2	10:11.245	21,79
3	10:38.750	20,85
4	10:42.655	20,73
5	11:08.857	19,92
6	11:34.866	19,17
7	11:14.649	19,74
8	11:06.941	19,97
9		
10		

123 - Heike Funke		
LAP	TIME	AVG
1	11:53.264	18,68
2	11:46.474	18,85
3	12:04.031	18,4
4	12:10.193	18,24
5	12:11.543	18,21
6	12:21.854	17,96
7	11:57.559	18,56
8		
9		
10		

## WOMEN JUNIOR LAPS

130 - Maxime Reijne		
LAP	TIME	AVG
1	8:13.331	27
2	8:45.500	25,35
3	8:47.906	25,23
4	8:55.064	24,89
5	9:07.600	24,32
6	9:00.467	24,65
7	9:19.782	23,8
8	9:17.402	23,9
9	9:19.876	23,79
10	8:58.262	24,75

128 - Nohroa Hutten		
LAP	TIME	AVG
1	10:10.998	21,8
2	10:39.294	20,84
3	10:35.320	20,97
4	10:45.180	20,65
5	10:38.757	20,85
6	10:57.007	20,27
7	10:13.682	21,71
8	9:53.928	22,43
9		
10		


127 - Lisanne Buyk		
LAP	TIME	AVG
1	9:58.459	22,26
2	10:18.819	21,53
3	10:22.641	21,39
4	10:33.219	21,04
5	10:33.268	21,03
6	10:51.352	20,45
7	11:22.076	19,53
8	11:28.370	19,35
9		
10		

## WOMEN CADET LAPS

135 - Anne Nap		
LAP	TIME	AVG
1	10:01.927	22,13
2	10:15.683	21,64
3	10:22.576	21,4
4	10:33.328	21,03
5	10:32.954	21,04
6	10:21.823	21,42
7	10:14.499	21,68
8	10:11.791	21,77
9		
10		

134 - Melissa Kwint		
LAP	TIME	AVG
1	13:36.925	16,31
2		
3		
4		
5		
6		
7		
8		
9		
10		

WORLD  
Champs  
4/7 Agosto Italy  
Ivrea & Strambino  
AVIS



2010

**RELAY**

Footbike

WORLD

Champs

4/7 Agosto Italy

Ivrea & Strambino

AVIS

## MEN

POS	N°	NAME	NAT	TEAM MEMBER 1	TEAM MEMBER 2	TEAM MEMBER 3
1	56	Finland 1	FIN	Marku Levanen	Hannu Vierikko	Kai Immonen
2	35	Italy MEN 1	ITA	Igor Ricci	Luigi Iapichino	Mario Cargano
3	9	Czech Republic MEN 1	CZE	Jan Vlášek	Jaromír Odvárka	Jaroslav Tlapa
4	17	Italy MEN 3	ITA	Simone Bonino	Mauro Binfà	Roberto Cullaz
5	16	Czech Republic MEN 2	CZE	Martin Kadlec	Marec Kadlec	Václav Puš
6	58	Netherlands MEN 1	NED	Mario Reijne	Pieter-Jan Rozing	Jasper Stringa
7	18	Italy MEN 5	ITA	Roberto Deamicis	Marco Cocchi	Davide Bioletto
8	1	Germany MEN 1	GER	Ralf Exeler	Lars Kessler	Joachim Sternal
9	42	Italy MEN 4	ITA	Claudio Defilippi	Seimandi Alessandro	Mondino Beppe
10	36	Czech Republic MEN 3	CZE	Jaroslav Jisl	Miroslav Balatka	Rosti Tocík
11	74	Germany MEN 2	GER	Udo Ebert	Dietmar Funke	Thomas Poick
NC	79	Usa MEN	/	Jeff Oakie	Mathew Greensides	Hans-Christian Gunter
12	59	Italy MEN 2	ITA	Roberto Meotto	Elidio Viglio	Agostino Cecchetti
13	73	France MEN 1	FRA	Thierry Gabarrou	Philippe Jacquot	Jean-Christophe Borg
14	47	France MEN 2	FRA	Jean-Charles Quiniou	Christophe Quiniou	Sebastien Confiant
15	55	Netherlands MEN 3	NED	Arnold Tuinman	Gerben Koridon	Brian Veltman
16	45	Germany MEN 3	GER	Jens Seemann	Klaus Kuppenbender	Florian Kuppenbender
DNF	14	Netherlands MEN 2	NED	René Koning	Stephan Bouman	André Visscher

## WOMEN

POS	N°	NAME	NAT	TEAM MEMBER 1	TEAM MEMBER 2	TEAM MEMBER 3
1	103	Netherlands WOMEN 1	NED	Rosanne Reijne	Wenda Zuiddam	Hermien Koers
2	133	Netherlands WOMEN 2	NED	Janine Knol	Alice Klooster	Maxime Reijne
3	112	Czech Republic WOMEN 1	CZE	Martina Smitková	Michaela Balatková	Erika Jislová
4	117	Italy WOMEN 1	ITA	Silvia Givogre	Stefania Masuello	Alicja Stojanik
5	134	Netherlands WOMEN 3	NED	Lisanne Buyk	Anne Nap	Melissa Kwint
6	123	Germany WOMEN	GER	Heike Funke	Juliane Exeler	Betty Sarabia

# MEN LAPS

56 - Finland MEN 1		
LAP	TIME	AVG
1	1:07.933	29,15
2	1:08.797	28,78
3	1:08.748	28,8
4	1:08.488	28,91
5	1:10.659	28,02
6	1:11.766	27,59
7	1:10.512	28,08
8	1:11.822	27,57
9	1:10.129	28,23
10	1:12.195	27,43
11	1:12.329	27,38
12	1:10.792	27,97
13	1:11.006	27,89
14	1:11.615	27,65
15	1:09.605	28,45
16	1:10.746	27,99
17	1:16.599	25,85
18	1:12.336	27,37
19	1:11.511	27,69
20	1:14.544	26,56
21	1:13.749	26,85
22	1:11.917	27,53
23	1:17.276	25,62
24	1:10.129	28,23
25	1:13.302	27,01
26	1:20.010	24,75

35 - Italy MEN 1		
LAP	TIME	AVG
1	1:11.877	27,55
2	1:10.467	28,1
3	1:13.260	27,03
4	1:10.237	28,19
5	1:17.604	25,51
6	1:15.560	26,2
7	1:12.383	27,35
8	1:14.453	26,59
9	1:14.290	26,65
10	1:10.971	27,9
11	1:13.414	26,97
12	1:14.373	26,62
13	1:10.623	28,04
14	1:13.840	26,82
15	1:13.265	27,03
16	1:11.020	27,88
17	1:12.439	27,33
18	1:15.350	26,28
19	1:10.436	28,11
20	1:13.435	26,96
21	1:13.605	26,9
22	1:12.785	27,2
23	1:14.721	26,5
24	1:15.370	26,27
25	1:12.741	27,22
26	1:17.034	25,7

9 - Czech Republic MEN 1		
LAP	TIME	AVG
1	1:13.798	26,83
2	1:13.217	27,04
3	1:13.578	26,91
4	1:15.184	26,34
5	1:13.189	27,05
6	1:13.833	26,82
7	1:14.729	26,5
8	1:13.340	27
9	1:13.336	27
10	1:14.041	26,74
11	1:11.390	27,74
12	1:12.535	27,3
13	1:13.373	26,99
14	1:12.892	27,16
15	1:14.408	26,61
16	1:15.958	26,07
17	1:14.703	26,51
18	1:15.694	26,16
19	1:15.540	26,21
20	1:19.385	24,94
21	1:16.478	25,89
22	1:19.570	24,88
23	1:18.039	25,37
24	1:14.507	26,58
25	1:17.245	25,63
26		

17 - Italy MEN 3		
LAP	TIME	AVG
1	1:15.786	26,13
2	1:14.980	26,41
3	1:15.477	26,23
4	1:11.955	27,52
5	1:14.283	26,66
6	1:16.276	25,96
7	1:12.719	27,23
8	1:16.009	26,05
9	1:15.456	26,24
10	1:14.241	26,67
11	1:15.323	26,29
12	1:16.486	25,89
13	1:14.724	26,5
14	1:16.023	26,05
15	1:15.774	26,13
16	1:15.238	26,32
17	1:14.642	26,53
18	1:15.427	26,25
19	1:14.735	26,49
20	1:14.913	26,43
21	1:16.253	25,97
22	1:14.333	26,64
23	1:15.043	26,39
24	1:15.936	26,08
25	1:14.793	26,47
26		

16 - Czech Republic MEN 2		
LAP	TIME	AVG
1	1:14.546	26,56
2	1:15.513	26,22
3	1:15.177	26,34
4	1:11.418	27,72
5	1:16.633	25,84
6	1:15.120	26,36
7	1:13.252	27,03
8	1:17.839	25,44
9	1:16.778	25,79
10	1:15.172	26,34
11	1:17.623	25,51
12	1:17.106	25,68
13	1:14.471	26,59
14	1:15.958	26,07
15	1:16.259	25,96
16	1:15.296	26,3
17	1:17.960	25,4
18	1:16.602	25,85
19	1:14.299	26,65
20	1:17.527	25,54
21	1:17.025	25,71
22	1:13.558	26,92
23	1:15.807	26,12
24	1:13.573	26,91
25	1:16.817	25,78
26		

58 - Netherlands MEN 1		
LAP	TIME	AVG
1	1:15.903	26,09
2	1:15.014	26,4
3	1:29.478	22,13
4	1:15.285	26,3
5	1:17.689	25,49
6	1:14.209	26,68
7	1:14.211	26,68
8	1:15.725	26,15
9	1:15.208	26,33
10	1:15.243	26,32
11	1:16.073	26,03
12	1:14.786	26,48
13	1:15.700	26,16
14	1:15.452	26,24
15	1:13.794	26,83
16	1:13.979	26,76
17	1:15.658	26,17
18	1:14.269	26,66
19	1:12.369	27,36
20	1:15.568	26,2
21	1:14.818	26,46
22	1:14.955	26,42
23	1:16.695	25,82
24	1:15.524	26,22
25	1:19.082	25,04
26		

31 - Italy MEN 6		
LAP	TIME	AVG
1	1:16.055	26,03
2	1:11.067	27,86
3	1:12.109	27,46
4	1:15.489	26,23
5	1:11.916	27,53
6	1:14.120	26,71
7	1:16.398	25,92
8	1:14.774	26,48
9	1:15.178	26,34
10	1:22.535	23,99
11	1:17.874	25,43
12	1:16.105	26,02
13	1:18.219	25,31
14	1:19.460	24,92
15	1:15.226	26,32
16	1:18.348	25,27
17	1:16.842	25,77
18	1:13.875	26,8
19	1:17.814	25,45
20	1:16.119	26,01
21	1:12.628	27,26
22	1:18.067	25,36
23	1:15.935	26,08
24	1:15.597	26,19
25	1:19.635	24,86
26		

18 - Italy MEN 5		
LAP	TIME	AVG
1	1:13.028	27,11
2	1:16.845	25,77
3	1:16.194	25,99
4	1:12.094	27,46
5	1:15.607	26,19
6	1:17.500	25,55
7	1:16.895	25,75
8	1:17.664	25,49
9	1:16.082	26,03
10	1:16.159	26
11	1:17.427	25,57
12	1:16.353	25,93
13	1:14.968	26,41
14	1:18.410	25,25
15	1:15.712	26,15
16	1:14.809	26,47
17	1:16.129	26,01
18	1:15.913	26,08
19	1:14.850	26,45
20	1:16.822	25,77
21	1:15.235	26,32
22	1:20.009	24,75
23	1:20.153	24,7
24	1:20.318	24,65
25	1:15.963	26,07
26		

1 - Germany MEN 1		
LAP	TIME	AVG
1	1:15.148	26,35
2	1:15.777	26,13
3	1:17.752	25,47
4	1:14.727	26,5
5	1:16.738	25,8
6	1:17.116	25,68
7	1:14.521	26,57
8	1:18.558	25,2
9	1:17.542	25,54
10	1:16.605	25,85
11	1:16.587	25,85
12	1:16.535	25,87
13	1:15.413	26,26
14	1:17.191	25,65
15	1:16.266	25,96
16	1:15.645	26,18
17	1:18.154	25,34
18	1:16.342	25,94
19	1:14.931	26,42
20	1:18.031	25,38
21	1:17.511	25,55
22	1:14.436	26,6
23	1:18.867	25,11
24	1:16.306	25,95
25	1:16.955	25,73
26		

42 - Italy MEN 4		
LAP	TIME	AVG
1	1:18.658	25,17
2	1:18.569	25,2
3	1:15.138	26,35
4	1:17.363	25,59
5	1:17.638	25,5
6	1:14.916	26,43
7	1:16.949	25,73
8	1:18.410	25,25
9	1:14.296	26,65
10	1:16.845	25,77
11	1:17.846	25,44
12	1:15.386	26,27
13	1:18.664	25,17
14	1:18.734	25,15
15	1:17.907	25,42
16	1:16.902	25,75
17	1:19.604	24,87
18	1:16.765	25,79
19	1:17.553	25,53
20	1:21.027	24,44
21	1:17.937	25,41
22	1:19.251	24,98
23	1:20.020	24,74
24	1:16.437	25,9
25	1:15.812	26,12
26		

36 - Czech Republic MEN 3		
LAP	TIME	AVG
1	1:19.786	24,82
2	1:22.111	24,11
3	1:15.642	26,18
4	1:15.294	26,3
5	1:17.724	25,48
6	1:17.063	25,69
7	1:15.883	26,09
8	1:18.291	25,29
9	1:20.092	24,72
10	1:16.361	25,93
11	1:21.209	24,38
12	1:18.889	25,1
13	1:16.232	25,97
14	1:20.044	24,74
15	1:19.775	24,82
16	1:17.667	25,49
17	1:20.079	24,73
18	1:17.540	25,54
19	1:16.206	25,98
20	1:20.850	24,49
21	1:19.831	24,8
22	1:16.000	26,05
23	1:20.974	24,45
24	1:20.020	24,74
25		
26		

74 - Germany MEN 2		
LAP	TIME	AVG
1	1:25.706	23,1
2	1:24.871	23,33
3	1:22.415	24,03
4	1:19.729	24,83
5	1:25.389	23,19
6	1:23.661	23,67
7	1:22.488	24
8	1:24.267	23,5
9	1:22.804	23,91
10	1:20.980	24,45
11	1:24.067	23,55
12	1:21.430	24,32
13	1:20.257	24,67
14	1:23.531	23,7
15	1:22.587	23,98
16	1:25.620	23,13
17	1:23.821	23,62
18	1:22.509	24
19	1:24.810	23,35
20	1:24.799	23,35
21	1:23.648	23,67
22	1:21.624	24,26
23	1:22.350	24,04
24		
25		
26		

79 - USA MEN		
LAP	TIME	AVG
1	1:20.804	24,5
2	1:23.155	23,81
3	1:35.430	20,75
4	1:20.773	24,51
5	1:18.322	25,28
6	1:32.081	21,5
7	1:19.599	24,88
8	1:19.327	24,96
9	1:34.256	21,01
10	1:17.738	25,47
11	1:20.212	24,69
12	1:32.090	21,5
13	1:18.710	25,16
14	1:18.324	25,28
15	1:35.228	20,79
16	1:22.977	23,86
17	1:22.570	23,98
18	1:32.641	21,37
19	1:21.122	24,41
20	1:22.604	23,97
21	1:33.659	21,14
22	1:19.287	24,97
23	1:15.658	26,17
24		
25		
26		

68 - Finland MEN 2		
LAP	TIME	AVG
1	1:25.471	23,17
2	1:27.856	22,54
3	1:21.602	24,26
4	1:26.261	22,95
5	1:28.002	22,5
6	1:21.777	24,21
7	1:24.384	23,46
8	1:27.487	22,63
9	1:21.164	24,4
10	1:21.432	24,32
11	1:27.752	22,56
12	1:21.921	24,17
13	1:17.780	25,46
14	1:21.344	24,34
15	1:23.577	23,69
16	1:27.352	22,67
17	1:23.360	23,75
18	1:23.046	23,84
19	1:28.067	22,48
20	1:25.228	23,23
21	1:23.341	23,76
22	1:29.777	22,06
23	1:19.619	24,87
24		
25		
26		

59 - Italy MEN 2		
LAP	TIME	AVG
1	1:21.479	24,3
2	1:24.334	23,48
3	1:28.263	22,43
4	1:18.824	25,12
5	1:24.436	23,45
6	1:31.278	21,69
7	1:20.631	24,56
8	1:24.552	23,42
9	1:28.605	22,35
10	1:18.427	25,25
11	1:25.062	23,28
12	1:29.891	22,03
13	1:22.719	23,94
14	1:28.129	22,47
15	1:30.539	21,87
16	1:21.276	24,36
17	1:27.516	22,62
18	1:30.592	21,86
19	1:21.924	24,17
20	1:26.396	22,92
21	1:31.675	21,6
22	1:22.619	23,97
23		
24		
25		
26		

73 - France MEN 1		
LAP	TIME	AVG
1	1:26.387	22,92
2	1:29.052	22,23
3	1:22.592	23,97
4	1:19.318	24,96
5	1:26.808	22,81
6	1:33.685	21,14
7	1:25.947	23,04
8	1:23.509	23,71
9	1:26.284	22,95
10	1:23.916	23,6
11	1:24.226	23,51
12	1:28.674	22,33
13	1:27.102	22,73
14	1:27.928	22,52
15	1:26.796	22,81
16	1:28.303	22,42
17	1:24.117	23,54
18	1:29.926	22,02
19	1:31.789	21,57
20	1:24.520	23,43
21	1:28.856	22,28
22	1:31.559	21,63
23		
24		
25		
26		

47 - France MEN 2		
LAP	TIME	AVG
1	1:30.110	21,97
2	1:27.428	22,65
3	1:28.081	22,48
4	1:41.131	19,58
5	1:21.346	24,34
6	1:19.926	24,77
7	1:28.848	22,29
8	1:44.178	19,01
9	1:22.479	24,01
10	1:29.993	22
11	1:43.803	19,08
12	1:20.476	24,6
13	1:27.818	22,55
14	1:20.141	24,71
15	1:26.694	22,84
16	1:19.166	25,01
17	1:28.807	22,3
18	1:20.449	24,61
19	1:27.719	22,57
20	1:19.272	24,98
21	1:29.191	22,2
22	1:19.574	24,88
23		
24		
25		
26		

55 - Netherlands MEN 3		
LAP	TIME	AVG
1	1:22.590	23,97
2	1:24.570	23,41
3	1:37.929	20,22
4	1:18.419	25,25
5	1:26.089	23
6	1:39.789	19,84
7	1:18.389	25,26
8	1:28.295	22,43
9	1:39.605	19,88
10	1:19.062	25,04
11	1:27.324	22,67
12	1:37.808	20,24
13	1:20.962	24,46
14	1:30.042	21,99
15	1:38.987	20
16	1:23.059	23,84
17	1:28.342	22,41
18	1:43.867	19,06
19	1:23.514	23,71
20	1:24.877	23,33
21	1:23.438	23,73
22	1:23.149	23,81
23		
24		
25		
26		

45 - Germany MEN 3		
LAP	TIME	AVG
1	1:30.261	21,94
2	1:28.427	22,39
3	1:26.000	23,02
4	1:28.718	22,32
5	1:26.884	22,79
6	1:25.349	23,2
7	1:32.874	21,32
8	1:28.704	22,32
9	1:24.805	23,35
10	1:33.208	21,24
11	1:25.581	23,14
12	1:23.793	23,63
13	1:32.709	21,36
14	1:26.902	22,78
15	1:27.467	22,64
16	1:31.458	21,65
17	1:25.730	23,1
18	1:26.887	22,79
19	1:34.174	21,03
20	1:27.081	22,74
21	1:25.063	23,28
22	1:27.744	22,57
23		
24		
25		
26		

2010

Footbike  
WORLD  
Champs  
4/7 Agosto Italy  
Ivrea & Strambino  
AVIS

# WOMEN LAPS

103 - Netherlands WOMEN 1		
LAP	TIME	AVG
1	1:23.871	23,61
2	1:21.436	24,31
3	1:25.785	23,08
4	1:26.222	22,96
5	1:19.867	24,79
6	1:25.663	23,11
7	1:23.611	23,68
8	1:19.432	24,93
9	1:30.053	21,99
10	1:26.611	22,86
11	1:20.738	24,52
12	1:27.321	22,68
13	1:25.349	23,2
14	1:21.521	24,29
15	1:27.167	22,72
16	1:24.849	23,34
17	1:21.528	24,29
18	1:27.742	22,57
19	1:23.334	23,76
20	1:20.324	24,65
21	1:25.169	23,25
22	1:26.295	22,95


133 - Netherlands WOMEN 2		
LAP	TIME	AVG
1	1:25.993	23,03
2	1:25.072	23,27
3	1:29.543	22,11
4	1:21.269	24,36
5	1:24.346	23,48
6	1:27.347	22,67
7	1:22.785	23,92
8	1:24.700	23,38
9	1:28.262	22,43
10	1:23.864	23,61
11	1:26.421	22,91
12	1:27.651	22,59
13	1:23.052	23,84
14	1:25.786	23,08
15	1:26.618	22,86
16	1:22.712	23,94
17	1:26.560	22,87
18	1:27.540	22,62
19	1:23.789	23,63
20	1:24.202	23,52
21	1:27.319	22,68
22	1:23.320	23,76

112 - Czech Republic WOMEN 1		
LAP	TIME	AVG
1	1:27.249	22,69
2	1:30.235	21,94
3	1:25.392	23,19
4	1:23.018	23,85
5	1:29.243	22,19
6	1:26.336	22,93
7	1:25.089	23,27
8	1:30.948	21,77
9	1:26.105	23
10	1:26.851	22,8
11	1:32.011	21,52
12	1:26.745	22,83
13	1:28.350	22,41
14	1:36.520	20,51
15	1:27.528	22,62
16	1:28.967	22,26
17	1:35.263	20,79
18	1:27.632	22,59
19	1:29.057	22,23
20	1:33.295	21,22
21	1:30.890	21,79
22		

117 - Italy WOMEN 1		
LAP	TIME	AVG
1	1:30.925	21,78
2	1:28.427	22,39
3	1:27.486	22,63
4	1:25.752	23,09
5	1:29.624	22,09
6	1:29.579	22,1
7	1:33.763	21,12
8	1:29.174	22,2
9	1:27.895	22,53
10	1:30.692	21,83
11	1:27.785	22,56
12	1:34.472	20,96
13	1:30.464	21,89
14	1:28.674	22,33
15	1:31.777	21,57
16	1:28.839	22,29
17	1:34.521	20,95
18	1:28.898	22,27
19	1:26.084	23
20	1:29.792	22,05
21	1:27.834	22,54
22		

134 - Netherlands WOMEN 3		
LAP	TIME	AVG
1	1:34.934	20,86
2	1:31.799	21,57
3	1:32.915	21,31
4	1:43.912	19,06
5	1:29.362	22,16
6	1:33.184	21,25
7	1:44.828	18,89
8	1:29.145	22,21
9	1:36.025	20,62
10	1:56.786	16,95
11	1:31.085	21,74
12	1:39.156	19,97
13	1:57.274	16,88
14	1:28.070	22,48
15	1:34.594	20,93
16	2:00.761	16,4
17	1:29.009	22,25
18	1:29.638	22,09
19	1:29.468	22,13
20		
21		
22		

123 - Germany WOMEN		
LAP	TIME	AVG
1	1:37.451	20,32
2	1:51.565	17,75
3	1:40.599	19,68
4	1:35.856	20,66
5	1:46.434	18,6
6	1:39.620	19,88
7	1:35.988	20,63
8	1:44.461	18,95
9	1:41.194	19,57
10	1:35.276	20,78
11	1:43.372	19,15
12	1:41.200	19,57
13	1:37.375	20,33
14	1:44.507	18,95
15	1:40.895	19,62
16	1:36.787	20,46
17	1:42.742	19,27
18	1:41.135	19,58
19	1:30.816	21,8
20		
21		
22		



2010

**MEDAL COUNT**

Football

WORLD

Champs

4/7 Agosto Italy

Ivrea & Strambino

AVIS

# OVERALL

POS	COUNTRY	GOLD	SILVER	BRONZE	TOTAL
1	Netherlands	8	9	8	25
2	Finland	7	1	1	9
3	Czech Republic	6	9	8	23
4	Denmark	3			3
5	Italy		4	3	7
6	Australia		1	1	2
7	France			1	1
8	Germany			1	1
/	Belgium				
/	Ecuador				
/	Slovakia				
/	Switzerland				
/	United Kingdom				
/	Usa				

2010

Footbike

WORLD

Champs

4/7 Agosto Italy

Ivrea & Strambino

AVIS



**CENTRO SERVIZI  
DE AMICIS**

 **IMPRESA  
EDILE  
FRANCO**

Strambino Te . 0125.63.77.55

**LAURETANA®**

**L'acqua più leggera d'Europa**

**OME**   
C A T E L L A  
[www.omecatella.it](http://www.omecatella.it)

 **REGIONE  
PIEMONTE**

**Tecnos2**  
servizi informatici integrati